



DOCUMENT FORM BORESCOPE INSPECTION FORM

Page 1

Engine Borescope Inspection

Job No: WO/089-SNK/X/2022

<u>Engine Serial Number</u> PCE-PC2316	<u>Date</u> 16-OCT-22	<u>Base / Location</u> TRK	<u>Aircraft Registration</u> PK-SNM
<u>Aircraft Total Time</u> 3865:18	<u>Aircraft Total Cycle</u> 5341	<u>Reason For Borescope</u> ON CONDITION	

Note:

Record any discrepancies found during inspection, and/or take photographic evidence.

If None, then write No Findings. If you find defects, please quote EMM (Engine Maintenance Manual) Reference and Limitations.

Item	Work Description	Sign	STAMP
1	Remove fuel manifold adapter as necessary (Ref. 73-10-05).		
2	Perform inspection of the First Stage Compressor. <u>Defects:</u> RESULT GOOD NEED COMPRESSOR WASHING <u>If defects found, quote MM Limitation and References :</u>		

Photo of First Stage Compressor 1st Quadrant




Photo of First Stage Compressor 2nd Quadrant



Photo of First Stage Compressor 3rd Quadrant



Photo of First Stage Compressor 4th Quadrant



3

Perform inspection of Combustion Chamber Liner Assembly.

Defects:

RESULT SATISFACTORY FOUND NO DEFECT NEEDED DESALINATION WASH

If defects found, quote MM Limitation and References :

SIGN



STAMP



Photo of Combustion Chamber 1st Quadrant




Photo of Combustion Chamber 2nd Quadrant



Photo of Combustion Chamber 3rd Quadrant

Photo of Combustion Chamber 4th Quadrant



4

Perform Inspection of CT-Stator assembly.

Defects:

RESULT SATISFACTORY FOUND NO DEFECT

If defects found, quote MM Limitation and References :

SIGN

STAMP




Photo of CT Stator 1st Quadrant



Photo of CT Stator 2nd Quadrant









Photo of CT Stator 3rd Quadrant



Photo of CT Stator 4th Quadrant

DOCUMENT FORM BORESCOPE INSPECTION FORM

Page 1

			
5	Perform inspection of CT blades and shroud segments. <u>Defects:</u> RESULT SATISFACTORY FOUND NO DEFECT <u>If defects found, quote MM Limitation and References :</u>	SIGN 	STAMP 
Photo of Leading Edge CT-Blades 1 st Quadrant 		Photo of Leading Edge CT-Blades 2 nd Q 	
Photo of Leading Edge CT-Blades 3 rd Quadrant		Photo of Leading Edge CT-Blades 4 th Quadrant	



6	Perform inspection trailing edge of CT blades. <u>Defects:</u> RESULT FOUND SATISFACTORY <u>If defects found, quote MM Limitation and References :</u>	SIGN	STAMP
			



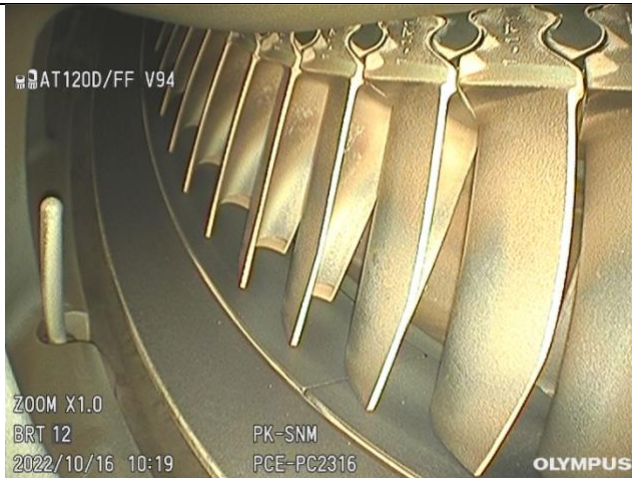


Photo of Trailing Edge CT-Blades 3rd Q

Photo of Trailing Edge CT-Blades 4th Q



7

Perform inspection of PT-Blades and PT-Vanes Ring

Defects:

RESULT SATISFACTORY FOUND NO DEFECT

If defects found, quote MM Limitation and References :

SIGN

STAMP




Photo of PT-Blades/Vanes 1st Q








Photo of PT-Blades/Vanes 2nd Q



Photo of PT-Blades/Vanes 3rd Q

Photo of PT-Blades/Vanes 4th Q



		SIGN	STAMP
8	Install fuel manifold adapter(s) (Ref. 73-10-05).		
9	Perform fuel leak check post fuel nozzle installation		

BORESCOPE PERFORMED BY

Name: _AMIN MOKHAMAD SAID

Signature

