



PT. SMART CAKRAWALA AVIATION

WORK ORDER

Form: SCA/MTC/030


Subject : Inspection 400 Hours A/F-ENG. & Add.Task	No.	WO/051-SNA/IX/2023
	Date	18 Sept 2023
	A/C Reg.	PK-SNA C208B-5634
Reference : MP C208B ISSUED 01	Prepared By	TS
	Checked By	CI
	Approved By	TM
To : Engineer In Charge		
Description : 1. Perform Inspection 400 Hrs A/F-ENG. & Add.Task @2800Hrs 2. Make an entry in Maintenance Log. 3. Return the Completed Work Order and Form to PPC. #If any finding, please close the routine card, and transferred to inspection card.		
Additional Work : 		
Compliance Statement	Sign & Date Company Lic. No.: (Engineer In Charge)	Signature (Technical Manager)

AIRCRAFT CHECK WORK SUMMARY
(Form: SCA/MTC/051)


DATE OF ISSUED	JO/WO #	TYPE OF MAINTENANCE	DATE OF ACCOMPLISHED		
18 Sept 2023	WO/051-SNA/IX/2023	Inspection 400Hrs A/F ENG. & Add Task			
A/C Type	Mfg. Serial Number	A/C Registration			
C208B	C208B-5634	PK-SNA			
AIRCRAFT DATA					
Subject	Pos #	Serial Number (SN)	TTSN/TCSN		
Engine	#1	PCE-VA0730			
	#2	-			
Propeller/Rotor	#1	200483			
	#2	-			
Landing Gear	NLG				
	LH MLG				
	RH MLG				
PACKAGE COVERED					
No	Subject	Qty	Remark		
1	Non-Routine Card	2	#01, #02		
2	Inspection Card	1			
3	Work Order	1			
4	Summary Inspection List	1			
5	Material and Tool List	1			
6	Escalation form				
7	CRS (SMI / Unscheduled Maintenance)	1			
INSPECTION CARD (IC) LIST (Finding during maintenance)					
No	Taskcard Ref	Subject	Status		Name/ Sign & Stamp
			Open	Close	
<u>IC-001</u>					
<u>IC-002</u>					
<u>IC-003</u>					
<u>IC-004</u>					
<u>IC-005</u>					
<u>IC-006</u>					

<u>IC-007</u>					
<u>IC-008</u>					
<u>IC-009</u>					
<u>IC-010</u>					
<u>IC-011</u>					
<u>IC-012</u>					
<u>IC-013</u>					
<u>IC-014</u>					
<u>IC-015</u>					


Prepared by :
Technical Support


.....
Dwi M.

Checked by :
Chief Maintenance


.....
Dodit

Verified by :
Chief Inspector


.....
Yanuar

Approved by :
Technical Manager


.....
Istiono



PT. SMART CAKRAWALA AVIATION

CERTIFICATE RETURN TO SERVICE

SCHEDULED MAINTENANCE INSPECTION (CRS-SMI)

A/C TYPE : CESSNA 208B

TTSN :

A/C REG : PK-SNA

TCSN :

MSN : C208B-5634

DATE :

TYPE OF INSPECTION : INSPECTION 400 HRS A/F-ENG. & ADD.TASK

DUE AT : 2800 HOURS

REF : MP C208B ISSUED 01

EXCEPTION

AUTHORIZED PERSON

I hereby certify that this aircraft has been maintained accordance with CASR and Maintenance Program.
Aircraft safe and airworthy for flight

NAME	CAT	AMEL/OTR NO	SIGN&STAMP	DATE
	AIRFRAME & POWER PLANT			
	EIRA			

THE NEXT DUE TYPE OF INSPECTION :

DUE AT :


Form: SCA/MTC/049



SUMMARY INSPECTION ITEMS (Form: SCA/MTC/050)

WO Ref: WO/051-SNA/IX/2023

NO.	TASK CARD NO.	DESCRIPTION	DATE	EST MHR	NAME	STAMP
1	APPENDIX B08	PT6A-140 ENGINE GROUND RUN				
2	APPENDIX D08	PT6A-140 ENGINE 100 HOURS INSPECTION				
3	APPENDIX D09	PT6A-140 ENGINE 200 HOURS INSPECTION				
4	APPENDIX D10	PT6A-140 ENGINE 200 HOURS/6 MONTHS INSPECTION				
5	APPENDIX D11	PT6A-140 ENGINE 400 HOURS INSPECTION				
6	APPENDIX C03	200 HOURS/12 MTHS INSPECTION				
7	APPENDIX C05	400 HOURS/12 MTHS INSPECTION				
8	APPENDIX C04	400 HOURS/24 MTHS INSPECTION				
9	NRC-01	REPLACEMENT CENTRAL AIR FILTER				
10	NRC-02	REPLACEMENT RELIEF VALVE FILTER				
11	SCA/MTC/023	EMERGENCY EQUIPMENT CHECK				

	INSPECTION CARD (Form: SCA/MTC/ 048)	TECHNICAL DEPARTMENT
---	---	-------------------------

1. CARD #	2. JO/WO #	3. ORIGINATOR	4. CARD REF	5. DATE
6. A/C REG/MSN	7. A/C TYPE	8. TRADE	12. VENDOR ORDER #	
9. ZONE	10. STA	11. MTC TYPE		

13. DESCRIPTION/DEFECT-IF FINDING OF CPCP INSPECTION, PLEASE COMPLETE SET. 20	14 PPC/ENG	15 DATE

16. CORRECTIVE ACTION	17 MECH	18 ENG. LIC	19 DATE
Performed at A/C TT : A/C TC /LDG :			

20. CORROSION INFORMATION					
LOCATION	CAUSE OF DAMAGE				
	<input type="checkbox"/> Environment				
	<input type="checkbox"/> Internal Leakage				
CORROSION <input type="checkbox"/> Isolated <input type="checkbox"/> Widespread	<input type="checkbox"/> Chemical Spill				
CORROSION LVL <input type="checkbox"/> 1 <input type="checkbox"/> 2 <input type="checkbox"/> 3	<input type="checkbox"/> LAV/Galley Spill				
PROPOSED ACTION <input type="checkbox"/> Doublers	<input type="checkbox"/> Blocked Drain				
<input type="checkbox"/> Others	<input type="checkbox"/> Wet Insulation Blanket				
.....	<input type="checkbox"/> Other				

21. If the defect is RII, Please Sign this card finally by RII Inspector	INSP	DATE
NOTICE OF INSPECTOR		

22. PARTS REQUIRED						
PART DESCRIPTION	PART NO	QTY	SERIAL NO		STATUS	
			ON	OFF	CLOSE	OPEN

23. TOOLS REQUIRED			
DESCRIPTION	PART NO. / MODEL	NEXT CALIBRATION DATE	STATUS



NON ROUTINE CARD
(Form: SCA/MTC/047)

1. JO/WO #	2. DATE	3. MTC TYPE	4. A/C REG/MSN
WO/051-SNA/IX/2023		REPLACEMENT COMPONENT	PK-SNA
5. CARD #	6. ATA SPEC	7. TRADE	8. STA
#01	37		
9. ZONE	10. PANEL		

11. DESCRIPTION			
PERFORM VACUUM SYSTEM CENTRAL AIR FILTER REPLACEMENT P/N: D9-18-1 / C294502-0201			
REFERENCE	<input checked="" type="checkbox"/> AMM Ch. 37-10-00-960	<input type="checkbox"/> EMM Ch	<input type="checkbox"/> OTHER
RII (*)	<input type="checkbox"/> Y	<input checked="" type="checkbox"/> N	MHR :

12. RESULT		MECH	ENG	INSP (*)
Performed at A/C TT : A/C TC /LDG :				
FINDING	<input type="checkbox"/> Y	<input type="checkbox"/> N	ACT MHR :	DATE/TIME (DD/MM/YY)
INSPECTION CARD (IC) #				

13. PARTS REQUIRED				
DESCRIPTION	PART NO	QTY	REMARK	
			STOCK	STATUS
FILTER ELEMENT	D9-18-1 / C294502-0201	1		

14. TOOLS REQUIRED			
DESCRIPTION	PART NO / MODEL	NEXT CALIBRATION DATE	STATUS



NON ROUTINE CARD
(Form: SCA/MTC/047)

1. JO/WO #	2. DATE	3. MTC TYPE	4. A/C REG/MSN
WO/051-SNA/IX/2023		REPLACEMENT COMPONENT	PK-SNA
5. CARD #	6. ATA SPEC	7. TRADE	8. STA
#02	37		
9. ZONE	10. PANEL		

11. DESCRIPTION			
PERFORM VACUUM RELIEF VALVE FILTER REPLACEMENT P/N: B3-5-1 / C482001-0202			
REFERENCE	<input checked="" type="checkbox"/> AMM Ch. 37-10-00-961	<input type="checkbox"/> EMM Ch	<input type="checkbox"/> OTHER
RII (*)	<input type="checkbox"/> Y	<input checked="" type="checkbox"/> N	MHR :

12. RESULT		MECH	ENG	INSP (*)
Performed at A/C TT : A/C TC /LDG :				
FINDING	<input type="checkbox"/> Y	<input type="checkbox"/> N	ACT MHR :	DATE/TIME (DD/MM/YY)
INSPECTION CARD (IC) #				

13. PARTS REQUIRED				
DESCRIPTION	PART NO	QTY	REMARK	
			STOCK	STATUS
FILTER ELEMENT	B3-5-1 / C482001-0202	1		

14. TOOLS REQUIRED			
DESCRIPTION	PART NO / MODEL	NEXT CALIBRATION DATE	STATUS

VACUUM DISTRIBUTION - INSPECTION/CHECK

1. General

- A. This section has the inspections and checks necessary to keep the vacuum distribution system in a serviceable condition.

TASK 37-10-00-960

2. Vacuum System Central Air Filter Discard

CAUTION: Do not operate the vacuum system with the filter removed or a vacuum line disconnected. Dust and other foreign objects can enter the system and damage the vacuum operated instruments.

A. General

- (1) This task gives the instructions to discard the vacuum system central air filter.

B. Special Tools

- (1) None

C. Access

- (1) None

D. Discard the Vacuum System Central Air Filter.

- (1) Remove the vacuum system central air filter. Refer to Chapter 12, [Vacuum System Central Air Filter - Servicing](#).
(a) Discard the filter.
(2) Install a new vacuum system central air filter. Refer to Chapter 12, [Vacuum System Central Air Filter - Servicing](#).

E. Restore Access

- (1) None

END OF TASK

TASK 37-10-00-961

3. Vacuum Relief Valve Filter Discard

CAUTION: Do not operate the vacuum system with the filter removed or a vacuum line disconnected. Dust and other foreign objects can enter the system and damage the vacuum operated instruments.

A. General

- (1) This task gives the instructions to discard the vacuum relief valve filter.

B. Special Tools

- (1) None

C. Access

- (1) None

D. Discard the Vacuum Relief Valve Filter.

- (1) Get access to the relief valve behind the attitude gyro.
(2) Carefully stretch the foam element filter over the top of the retaining bezel.
(3) Remove the filter from the relief valve and discard it.
(4) Stretch a new relief valve filter over the top of the retaining bezel.
(5) Make sure that the filter is secure on the relief valve.

E. Restore Access

- (1) None

END OF TASK

VACUUM SYSTEM CENTRAL AIR FILTER - SERVICING

1. General

A. The vacuum system central air filter keeps dust and dirt from entering the vacuum operated instruments.

CAUTION: Do not operate vacuum system with filter removed or vacuum line disconnected, as dust and other foreign matter may enter the system and damage the vacuum operated instruments.

B. Refer to [Chapter 5, Inspection Time Limits](#) for filter inspection intervals. Replace filter element when damaged and whenever it becomes sufficiently clogged to cause suction gage reading to drop below 4.5 inches Hg (mercury).

CAUTION: Smoking during system operation will cause premature filter clogging.

2. Servicing

A. Remove Air Filter (Refer to [Figure 301](#)).

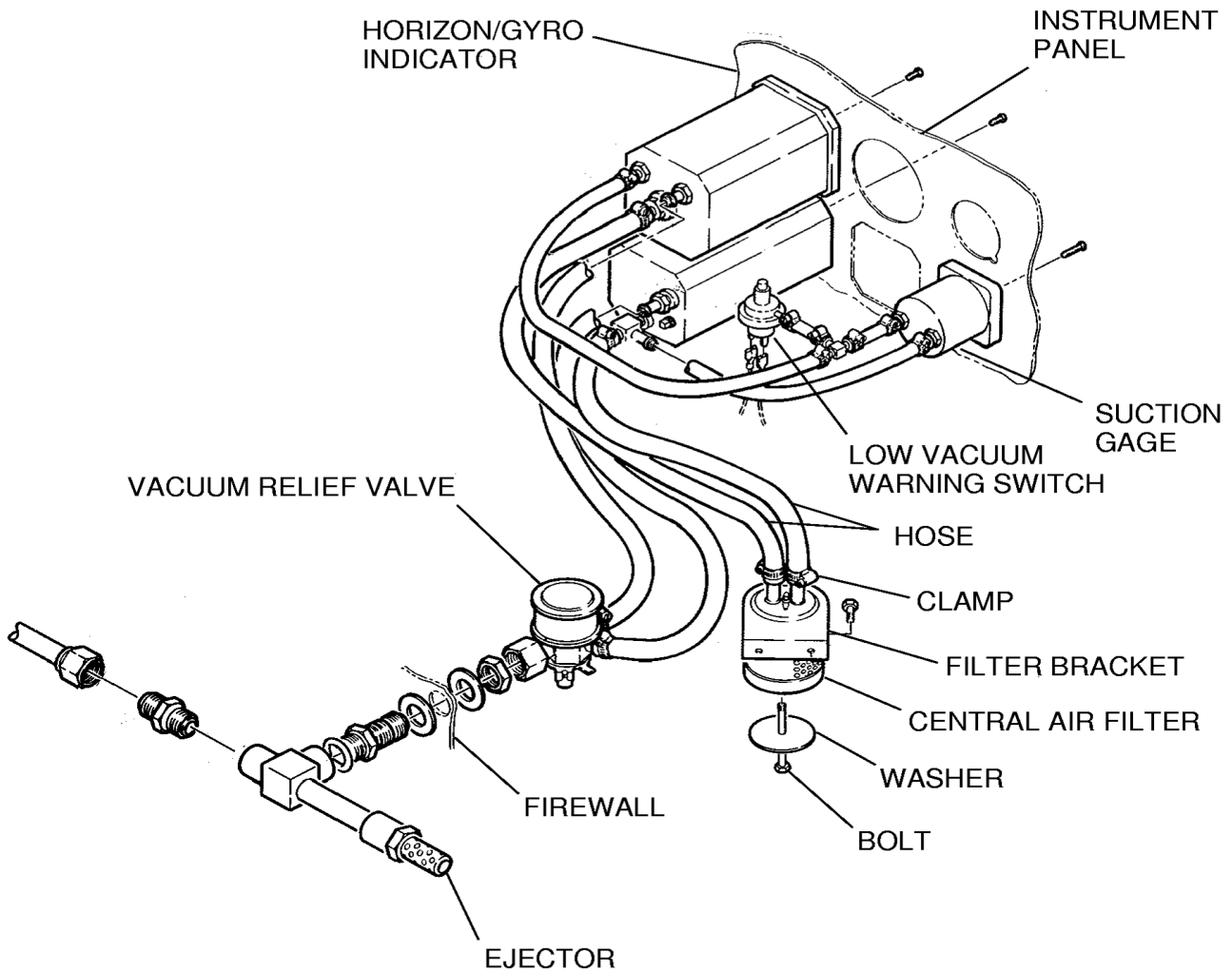
- (1) Unscrew bolt and washer from bottom of central air filter.
- (2) Remove central air filter from filter bracket.
- (3) Inspect for damage, deterioration and contamination. Clean or replace as required.

B. Install Air Filter (Refer to [Figure 301](#)).

- (1) Seat central air filter up and into filter bracket.
- (2) Secure central air filter to filter bracket using bolt and washer.
- (3) Check central air filter for unobstructed flow. A properly functioning filter should allow a reading of at least 4.5 inches Hg (mercury) on the instrument panel suction gage.

Figure 301 : Sheet 1 : Vacuum System Central Air Filter Servicing

A22863



26141069



MAINTENANCE PROGRAM CESSNA 208/208B

Appendix B08 – PT6A-140 Engine Run Performance Sheet

Reg. Mark : PK - WO/FML No. :

PRE – INSPECTION	
Location	
Date	
Cycle	
Filed Barometric	
OAT	
Altitude	

POST – INSPECTION	
Location	
Date	
Cycle	
Filed Barometric	
OAT	
Altitude	

PRE – INSPECTION		
	Target	Actual
Tq		
Np		
ITT	°C	°C
Ng	%	%
Wf		
Oil Press		°C
Oil Temp		°C
Start Temp		°C

POST – INSPECTION		
	Target	Actual
Tq		
Np		
ITT	°C	°C
Ng	%	%
Wf		
Oil Press		°C
Oil Temp		°C
Start Temp		°C

Engine Run Up Checks						
Inertial <input type="checkbox"/>	EPL <input type="checkbox"/>	OVG <input type="checkbox"/>	Stby Alt <input type="checkbox"/>	BOV <input type="checkbox"/>	Brake <input type="checkbox"/>	Randomn <input type="checkbox"/>
NOTE: 1. Brake system at Torque 2000 ft-lbs. 3. EPL check can't exceed 4% Ng per second. 5. Low idle at 55.5 - 57% 40Amps. 2. Inertial Separator at Torque 400 ft-lbs. 4. Standby Alt at 80% Ng. 6. High idle at 64 - 66% Ng 40Amps						

Engine Performance Target Table (Cessna C208B EX)

OAT (°C)	27	28	29	30	31	32	33	34	35	36	37	38	39	40	41
Tq (ft.lbs)	2397	2397	2397	2397	2397	2397	2397	2397	2397	2397	2397	2397	2397	2397	2397
Np	1900	1900	1900	1900	1900	1900	1900	1900	1900	1900	1900	1900	1900	1900	1900
ITT (°C)	835	837	839	841	841	841	841	841	841	842	843	844	846	846	846
Ng (%)	102.7	102.7	102.7	102.7	102.7	102.7	102.7	102.6	102.6	102.6	102.6	102.6	102.6	102.6	102.5
WF (PPH)	578	578	578	578	578	578	578	570	565	565	560	560	555	548	548

Note:

1. Make sure that inertial separator in normal condition, no bleed air extracted from the engine and air condition OFF.
2. This table only applies to altitude 0-500 feet MSL. For higher altitude, refer to EMM 72-00-00.
3. Max fuel flow is 580 lb/hr fuel flow is not more than 15 lbs/hr higher than the value shown in table.
4. If parameters are outside the target performance table to EMM chapter 71-00-00.

REMARKS:

PERFORMED BY

Name	Sign & Stamp	Date	Location



MAINTENANCE PROGRAM CESSNA 208/208B

Appendix B08 – PT6A-140 Engine Run Performance Sheet

Reg. Mark : PK - WO/FML No. :

PRE – INSPECTION	
Location	
Date	
Cycle	
Filed Barometric	
OAT	
Altitude	

POST – INSPECTION	
Location	
Date	
Cycle	
Filed Barometric	
OAT	
Altitude	

PRE – INSPECTION		
	Target	Actual
Tq		
Np		
ITT	°C	°C
Ng	%	%
Wf		
Oil Press		°C
Oil Temp		°C
Start Temp		°C

POST – INSPECTION		
	Target	Actual
Tq		
Np		
ITT	°C	°C
Ng	%	%
Wf		
Oil Press		°C
Oil Temp		°C
Start Temp		°C

Engine Run Up Checks						
Inertial <input type="checkbox"/>	EPL <input type="checkbox"/>	OVG <input type="checkbox"/>	Stby Alt <input type="checkbox"/>	BOV <input type="checkbox"/>	Brake <input type="checkbox"/>	Randomn <input type="checkbox"/>
NOTE: 1. Brake system at Torque 2000 ft-lbs. 3. EPL check can't exceed 4% Ng per second. 5. Low idle at 55.5 - 57% 40Amps. 2. Inertial Separator at Torque 400 ft-lbs. 4. Standby Alt at 80% Ng. 6. High idle at 64 - 66% Ng 40Amps						

Engine Performance Target Table (Cessna C208B EX)

OAT (°C)	27	28	29	30	31	32	33	34	35	36	37	38	39	40	41
Tq (ft.lbs)	2397	2397	2397	2397	2397	2397	2397	2397	2397	2397	2397	2397	2397	2397	2397
Np	1900	1900	1900	1900	1900	1900	1900	1900	1900	1900	1900	1900	1900	1900	1900
ITT (°C)	835	837	839	841	841	841	841	841	841	842	843	844	846	846	846
Ng (%)	102.7	102.7	102.7	102.7	102.7	102.7	102.7	102.6	102.6	102.6	102.6	102.6	102.6	102.6	102.5
WF (PPH)	578	578	578	578	578	578	578	570	565	565	560	560	555	548	548

Note:

1. Make sure that inertial separator in normal condition, no bleed air extracted from the engine and air condition OFF.
2. This table only applies to altitude 0-500 feet MSL. For higher altitude, refer to EMM 72-00-00.
3. Max fuel flow is 580 lb/hr fuel flow is not more than 15 lbs/hr higher than the value shown in table.
4. If parameters are outside the target performance table to EMM chapter 71-00-00.

REMARKS:

PERFORMED BY

Name	Sign & Stamp	Date	Location



EMERGENCY EQUIPMENT LIST INSPECTION & MONITOR

**PT. SMART CAKRAWALA
AVIATION**
DEPARTMENT TEKNIK
Form: SCA/MTC/023

DATE :	A/C REG : PK-SNA
A/C TYPE : C208B	CHECKER : SIGN:

No.	Description	P/N	S/N	Next Insp.	Remarks
1	Pilot Life Vest				
2	Co-Pilot Life Vest				
3	Pax Life Vest				
4	Pax Life Vest				
5	Pax Life Vest				
6	Pax Life Vest				
7	Pax Life Vest				
8	Pax Life Vest				
9	Pax Life Vest				
10	Pax Life Vest				
11	Pax Life Vest				
12	Pax Life Vest				
13	Firt Aid Kit				
14	Crash Axe Installed				
15	Fire Extinguisher				
16	Life Raft (If Installed)				
17	Survival Kit (If Installed)				
OTHERS					



Aircraft Registration: **PK-SNA**

WO# Nr: **WO/051-SNA/IX/2023**

Additional Work Sheet 400 Hours AF-ENG. & Add. Task Inspection

Parts Used Sheet

Special Tool Used

[illegible]



Additional Work Sheet 400 Hours A/F-ENG.& Add. Task Inspection

Aircraft Registration: **PK-SNA**

WO# Nr: **WO/051-SNA/IX/2023**

Parts Used Sheet

Part Used

[illegible]