

AIRCRAFT CHECK WORK SUMMARY
(Form: SCA/MTC/051)

DATE OF ISSUED	JO/WO #	TYPE OF MAINTENANCE	DATE OF ACCOMPLISHED		
04-Apr-2023	WO/022-PK-SNE/IV/2023	100H/Annual Inspection			
A/C Type					
PILATUS PORTER PC-6		Mfg. Serial Number	A/C Registration		
		1017	PK-SNE		
AIRCRAFT DATA					
Subject	Pos #	Serial Number (SN)	TTSN/TCSN		
Engine	#1	PCE-PG0568			
	#2	-			
Propeller/Rotor	#1	FY5100			
	#2	-			
Landing Gear	NLG				
	LH MLG				
	RH MLG				
PACKAGE COVERED					
No	Subject	Qty	Remark		
1	Non-Routine Card	1			
2	Inspection Card	1			
3	Work Order	1			
4	Summary Inspection List	1			
5	Material and Tool List	1			
6	Escalation form	-			
7	CRS (SMI / Unscheduled Maintenance)	1			
INSPECTION CARD (IC) LIST (Finding during maintenance)					
No	Taskcard Ref	Subject	Status		Name/ Sign & Stamp
			Open	Close	
<u>IC-001</u>					
<u>IC-002</u>					
<u>IC-003</u>					
<u>IC-004</u>					
<u>IC-005</u>					
<u>IC-006</u>					


<u>IC-007</u>					
<u>IC-008</u>					
<u>IC-009</u>					
<u>IC-010</u>					
<u>IC-011</u>					
<u>IC-012</u>					
<u>IC-013</u>					
<u>IC-014</u>					
<u>IC-015</u>					


Prepared by :
Technical Support

Checked by :
Chief Maintenance

Verified by :
Chief Inspector

Approved by :
Technical Manager


.....
Dwi M.


.....
Dodit


.....
Yanuar


.....
Istiono



SUMMARY INSPECTION ITEMS (Form: SCA/MTC/050)

WO Ref: WO/022-PK-SNE/IV/2023

NO.	TASK CARD NO.	DESCRIPTION	DATE	EST MHR	NAME	STAMP
1	APPENDIX	ENGINE GROUND RUN CHECK SHEET				
2	APPENDIX	100 HOURS / ANNUAL INSPECTION - PILATUS				
3	APPENDIX	FUEL INDICATING SYSTEM - ADJUSTMENT				
4	APPENDIX	FUEL SYSTEM UNDERWING TANK INSPECTION TRANSFER PUMP FILTERS				
5	APPENDIX	WHEEL AND BRAKES INSPECTION				
6	APPENDIX	FUEL DISTRIBUTION SYSTEM – ADJUSTMENT TEST				
7	NRC001	500 HOURS STARTER GENERATOR - LUBRICATION				
8	APPENDIX	1 YEARS EXAMINE - FIRE EXTINGUISHER - EXAMINE INSPECTION *note : Ref to 100H/Annual Inspection				
9	SCA/MTC/023	EMERGENCY EQUIPMENT CHECK				



PT. SMART CAKRAWALA AVIATION

CERTIFICATE RETURN TO SERVICE

SCHEDULED MAINTENANCE INSPECTION (CRS-SMI)

A/C TYPE : PILATUS PORTER PC-6	TTSN :
A/C REG : PK-SNE	TCSN :
MSN : 1017	DATE :

TYPE OF INSPECTION	: 100 HOURS / ANNUAL INSPECTION
DUE AT	: 500:00 H
REF	: MP PILATUS PC-6 REV. 04

EXCEPTION


AUTHORIZED PERSON

I hereby certify that this aircraft has been maintained accordance with CASR and Maintenance Program.
Aircraft safe and airworthy for flight

NAME	CAT	AMEL/OTR NO	SIGN&STAMP	DATE
	AIRFRAME & POWER PLANT			
	EIRA			

THE NEXT DUE TYPE OF INSPECTION	:
DUE AT	:

Form: SCA/MTC/049

	INSPECTION CARD (Form: SCA/MTC/ 048)	TECHNICAL DEPARTMENT
---	---	-------------------------

1. CARD #	2. JO/WO #	3. ORIGINATOR	4. CARD REF	5. DATE
	WO/022-PK-SNE/IV/2023			
6. A/C REG/MSN	7. A/C TYPE	8. TRADE	12. VENDOR ORDER #	
9. ZONE	10. STA	11. MTC TYPE		

13. DESCRIPTION/DEFECT-IF FINDING OF CPCP INSPECTION, PLEASE COMPLETE SET. 20	14 PPC/ENG	15 DATE


16. CORRECTIVE ACTION	17 MECH	18 ENG. LIC	19 DATE
Performed at A/C TT : A/C TC /LDG :			

20. CORROSION INFORMATION					
LOCATION	CAUSE OF DAMAGE				
	<input type="checkbox"/> Environment				
	<input type="checkbox"/> Internal Leakage				
CORROSION <input type="checkbox"/> Isolated <input type="checkbox"/> Widespread	<input type="checkbox"/> Chemical Spill				
CORROSION LVL <input type="checkbox"/> 1 <input type="checkbox"/> 2 <input type="checkbox"/> 3	<input type="checkbox"/> LAV/Galley Spill				
PROPOSED ACTION <input type="checkbox"/> Doublers	<input type="checkbox"/> Blocked Drain				
<input type="checkbox"/> Others	<input type="checkbox"/> Wet Insulation Blanket				
	<input type="checkbox"/> Other				

21. If the defect is RII, Please Sign this card finally by RII Inspector	INSP	DATE
NOTICE OF INSPECTOR		

22. PARTS REQUIRED						
PART DESCRIPTION	PART NO	QTY	SERIAL NO		STATUS	
			ON	OFF	CLOSE	OPEN

23. TOOLS REQUIRED			
DESCRIPTION	PART NO. / MODEL	NEXT CALIBRATION DATE	STATUS

	INSPECTION CARD (Form: SCA/MTC/ 048)	TECHNICAL DEPARTMENT
---	---	-------------------------

1. CARD #	2. JO/WO #	3. ORIGINATOR	4. CARD REF	5. DATE
	WO/022-PK-SNE/IV/2023			
6. A/C REG/MSN	7. A/C TYPE	8. TRADE	12. VENDOR ORDER #	
9. ZONE	10. STA	11. MTC TYPE		

13. DESCRIPTION/DEFECT-IF FINDING OF CPCP INSPECTION, PLEASE COMPLETE SET. 20	14 PPC/ENG	15 DATE

16. CORRECTIVE ACTION	17 MECH	18 ENG. LIC	19 DATE
Performed at A/C TT : A/C TC /LDG :			

20. CORROSION INFORMATION					
LOCATION	CAUSE OF DAMAGE				
	<input type="checkbox"/> Environment				
	<input type="checkbox"/> Internal Leakage				
CORROSION <input type="checkbox"/> Isolated <input type="checkbox"/> Widespread	<input type="checkbox"/> Chemical Spill				
CORROSION LVL <input type="checkbox"/> 1 <input type="checkbox"/> 2 <input type="checkbox"/> 3	<input type="checkbox"/> LAV/Galley Spill				
PROPOSED ACTION <input type="checkbox"/> Doublers	<input type="checkbox"/> Blocked Drain				
<input type="checkbox"/> Others	<input type="checkbox"/> Wet Insulation Blanket				
	<input type="checkbox"/> Other				
21. If the defect is RII, Please Sign this card finally by RII Inspector				INSP	DATE
NOTICE OF INSPECTOR					

22. PARTS REQUIRED						
PART DESCRIPTION	PART NO	QTY	SERIAL NO		STATUS	
			ON	OFF	CLOSE	OPEN

23. TOOLS REQUIRED			
DESCRIPTION	PART NO. / MODEL	NEXT CALIBRATION DATE	STATUS

	ENGINE GROUND RUN CHECK SHEET - PT6A-27 ENGINE WITH FOUR BLADE PROPELLER (HARTZELL STC SA377CH)
	 

WORK ORDER NO. WO/022-PK-SNE/IV/2023		:	
Aircraft Registration	PK-SNE	Aircraft Total Hours	
Aircraft Serial No.	1017	Aircraft Total Landings	
Engine Serial No.	PCE-PG0568	Engine TSN / TSO	
Propeller Serial No	FY5100	Propeller TSN / TSO	
Ambient Temp	°C	FBP (Field Barometric Pressure)	In.Hg
Date		Time	
Mechanic / Engineer		Authorized Engineer	
Reason For Ground Run			

Checks to be carried out. No:	1 2 4 5 7 8 9 10 11 12 13 14 15
--------------------------------------	---------------------------------

Engine Ground Run Check Frequency

Check Number	1	2	3	4	5	6	7	8	9	10	11	12	13	14	15
Each 100 / Yearly	x	x		x			x	x			x	x	x	x	x
Each 200									x						
Pre-Complete Overhaul	x	x	x	x		x	x	x	x	x	x	x	x	x	x
After Short Term Storage															x
After Long Term Storage	x	x	x	x		x	x	x	x	x	x	x	x	x	x

In additional the following check must be carried out after Installation, Repair and Adjustment of any of the following components.

Check Number	1	2	3	4	5	6	7	8	9	10	11	12	13	14	15
Engine Installation	x	x	x	x	x	x	x	x	x	x	x	x	x	x	x
Propeller Installation		x	x	x	x			x							
Fuel Control Unit	x				x	x	x	x		x	x				
HP Fuel Pump						x	x								
Fuel Nozzle						x	x								
Starting Flow Control	x				x		x	x							
Emer Fuel Control Actuator											x				
Prop Governor	x		x	x	x		x	x							
Prop Overspeed Governor									x						
Compressor Bleed Valve						x	x								
Engine Controls	x			x	x			x	x						
Low Pitch Warning Switch				x											
Suction Components														x	

Use this sheet's to record engine run result, use in conjunction with task cards.

NO.	CHECK	TARGET	ACTUAL
ENGINE START			
	ITT (Troubleshoot If More Than 925°C)	Max. 1090 °C	°C
	Cabin Heat	OFF	OK?
1	Low Idle (Minimum Governing) Speed	51 - 53 % Ng	% Ng
	Fuel Pressure / Boost Pump OFF	Light out or 25 ± 5 psi	OK?
	ITT		°C
	Oil Pressure		psi
	Oil Temperature		°C
2	Propeller Governor		
	Maximum Np	1980 - 2000 rpm (90.0 - 90.9 %)	rpm
	Py Disconnected		% Ng
	Py Connected		% Ng
	Difference	Maximum 0.3% Ng	%
	Airbleed Link at Minimum	1900 - 1950 rpm (86.4 - 88.6 %)	rpm
3	Aircraft with SB 161:		
	Propeller Control Lever at Minimum	1880 - 1900 rpm (85.5 - 86.4 %)	rpm
	Propeller Fine Pitch Setting (High Idle)		
	Target Torque	psi	psi
	Power Lever to Give Np	1694 rpm (77 %)	rpm
	Basic High Idle	68 - 72% Ng	%Ng
4	Propeller Low Pitch Warning		
	PCL from Reverse to Detent	Light OFF 1 to 2 mm before Detent	mm
5	Minimum Pitch in Flight		
	Ng	67 - 73 %	% Ng
	Np	1800 - 1950 rpm (81.8 - 88.6 %)	rpm
	Torque	4 - 7 psi	psi
6	FCU Maximum Governing Speed (Ng) (Trim stop deployed)	97.1 % Ng	% Ng



MAINTENANCE PROGRAM

PILATUS PORTER PC6

Appendix – Engine Ground Run Check Sheet

NO.	CHECK	TARGET	ACTUAL
7	Engine Performance Target Torque Pressure Fuel flow (Actual minus 23 lb / hr or 3.4 gal / hr) Target Ng Maximum ITT	Ref: AMM 71-00-00 psi lb / hr % Ng °C	psi lb / hr % Ng °C
8	Reverse Power Setting Np Torque	1880 - 1925 rpm (85.5 - 87.5 %) psi	rpm psi
9	Propeller Overspeed Governor Test Lever Selected to: TEST NORMAL	1880 - 1920 rpm (85.5 - 87.3 %) 1980 - 2000 rpm (90.0 - 90.9 %)	rpm rpm
10	Acceleration 64 % – 90 % Ng Deceleration 85% to 60% Ng or low idle speed(Whichever comes first)	2.5 – 4 secs Maximum 6-12 sec (Dependent upon altitude)	secs secs altitude (kFt)
	Manual Override (MOR) (Aircraft with SB 164) Use Toggle Switch In Small Increment (REF. to WARNINGS and CAUTIONS in Check 11)	Increase to 15% above Idle (Max Increase less than 4 % per Second) Decrease To Idle (Max Decrease less Than 4% per Second)	OK? OK?
12	Oil Pressure	80 -100 psi	psi
13	Generator (Ref. 24-30-00)	Online by 60% Ng	% Ng
14	Suction (High Idle)	4.5 – 5.2 in. Hg	in. Hg
15	Engine Rundown Time After Stop	MIN 30 secs	secs
Additional			
	Generator Check (High Idle Under Load)	27.75 – 28.25 VDC	VDC
	After Engine Run		
	Check Eng. For Signs of Fuel/Oil/Air Leaks	NO LEAKS FOUND	OK?
	Safety All Screws, Bolts, Locknuts as Req.		OK?



NON ROUTINE CARD
(Form: SCA/MTC/047)

1. JO/WO #	2. DATE	3. MTC TYPE	4. A/C REG/MSN
WO/022-PK-SNE/IV/2023	04-Apr-2023	LUB	PK-SNE/1017
5. CARD #	6. ATA SPEC	7. TRADE	8. STA
001	24		
9. ZONE	10. PANEL	-	

11. DESCRIPTION			
500 HOURS STARTER GENERATOR - LUBRICATION			
REFERENCE	<input type="checkbox"/> Engine Maintenance Manual	<input checked="" type="checkbox"/> Maintenance Manual	<input type="checkbox"/> OTHER
RII (*)	<input type="checkbox"/> Y	<input checked="" type="checkbox"/> N	MHR :

12. RESULT		MECH	ENG	INSP (*)	
Performed at A/C TT : A/C TC /LDG :					
FINDING	<input type="checkbox"/> Y	<input type="checkbox"/> N	ACT MHR :	DATE/TIME (DD/MM/YY)	
INSPECTION CARD (IC) #					

13. PARTS REQUIRED				
DESCRIPTION	PART NO	QTY	REMARK	
			STOCK	STATUS

14. TOOLS REQUIRED			
DESCRIPTION	PART NO / MODEL	NEXT CALIBRATION DATE	STATUS



EMERGENCY EQUIPMENT LIST INSPECTION & MONITOR

**PT. SMART CAKRAWALA
AVIATION
DEPARTMENT TEKNIK
Form: SCA/MTC/023**

DATE :	A/C REG :
A/C TYPE : PK-SNE	CHECKER : SIGN:

No.	Description	P/N	S/N	Next Insp.	Remarks
1	Pilot Life Vest				
2	Co-Pilot Life Vest				
3	Pax Life Vest				
4	Pax Life Vest				
5	Pax Life Vest				
6	Pax Life Vest				
7	Pax Life Vest				
8	Pax Life Vest				
9	Pax Life Vest				
10	Pax Life Vest				
11	Pax Life Vest				
12	Pax Life Vest				
13	Firt Aid Kit				
14	Crash Axe Installed				
15	Fire Extinguisher				
16	Life Raft (If Installed)				
17	Survival Kit (If Installed)				
OTHERS					



Additional Work Sheet

100 Hours / Annual Inspection

Aircraft Registration: **PK-SNE**

WO# Nr: **WO/022-PK-SNE/IV/2023**

Parts Used Sheet

Material Used

[illegible]



Additional Work Sheet

100 Hours / Annual Inspection

Aircraft Registration: **PK-SNE**

WO# Nr: **WO/022-PK-SNE/IV/2023**

Parts Used Sheet

Part Used

[illegible]



Additional Work Sheet

100 Hours / Annual Inspection

Aircraft Registration: **PK-SNE**

WO# Nr: **WO/022-PK-SNE/IV/2023**

Parts Used Sheet

Special Tool Used

[illegible]



Additional Work Sheet

100 Hours / Annual Inspection

Aircraft Registration: **PK-SNE**

WO# Nr: **WO/022-PK-SNE/IV/2023**

Parts Used Sheet

Part Used

[illegible]