	DOCUMENT FORM BORESCOPE INSPECTION FORM	Page 1

Engine Borescope Inspection Job No: WO/064-SNK/XI/2021			
<u>Engine Serial Number</u> PCE-PC2327	<u>Date</u> 15 NOVEMBER 2021	<u>Base / Location</u> NABIRE	<u>Aircraft Registration</u> PK-SNK
<u>Aircraft Total Time</u> 3166:18 Hours	<u>Aircraft Total Cycle</u> 4453 Cycle	<u>Reason For Borescope</u> 1600 HOURS INSPECTION	

Note:

Record any discrepancies found during inspection, and/or take photographic evidence.

If None, then write No Findings. If you find defects, please quote EMM (Engine Maintenance Manual) Reference and Limitations.

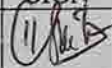



Item	Work Description	SIGN	STAMP
1	Remove fuel manifold adapter as necessary (Ref. 73-10-05).		
2	Perform inspection of the First Stage Compressor. Defects: EROSION AT LEADING EDGE ROTOR If defects found, quote MM Limitation and References: PT6A-114A EMM 72-30-05 Para. 5.C & 5.D (Acceptable Conditions, Repair Unnecessary)		

Photo of First Stage Compressor 1st Quadrant



Photo of First Stage Compressor 2nd Quadrant



Photo of First Stage Compressor 3rd Quadrant

Photo of First Stage Compressor 4th Quadrant


3

Perform inspection of Combustion Chamber Liner Assembly.

Defects:
Localized Burning and Carbon build up of the Cooling Ring

If defects found, quote MM Limitation and References:

PT6A-114A EMM 72-40-01 Para. 6.B (Acceptable Conditions, Repair Unnecessary)

SIGN

STAMP



Photo of Combustion Chamber 1st Quadrant

Photo of Combustion Chamber 2nd Quadrant


Photo of Combustion Chamber 3rd Quadrant

Photo of Combustion Chamber 4th Quadrant


4

Perform Inspection of CT-Stator assembly.
Defects:

RESULT FOUND NO DEFECT

If defects found, quote MM Limitation and References:

SIGN

STAMP



Photo of CT Stator 1st Quadrant

Photo of CT Stator 2nd Quadrant


Photo of CT Stator 3rd Quadrant

Photo of CT Stator 4th Quadrant


5

Perform inspection of CT-Blades and shroud segments.
Defects:

RESULT FOUND NO DEFECT

If defects found, quote MM Limitation and References:

SIGN

STAMP



Photo of Leading Edge CT-Blades 1st Quadrant

Photo of Leading Edge CT-Blades 2nd Q


Photo of Leading Edge CT-Blades 3rd Quadrant

Photo of Leading Edge CT-Blades 4th Quadrant


6

Perform inspection CT-Blades Trailing Edge

Defects:

RESULT SATISFACTORY FOUND NO DEFECT

If defects found, quote MM Limitation and References:

SIGN

STAMP



Photo of CT-Blades Trailing Edge1st

Photo of CT-Blades Trailing Edge2nd Q


Photo of CT-Blades Trailing Edge 3rd Q



Photo of CT-Blades Trailing Edge 4th Q



7

Perform inspection of PT-Blades
Defects:

RESULT FOUND NO DEFECT

If defects found, quote MM Limitation and References:

SIGN

STAMP

[Signature]



Photo of PT-Blades 1st Q



Photo of PT-Blades 2nd Q





DOCUMENT FORM BORESCOPE INSPECTION FORM

Page | 7

Photo of PT-Blades 3rd Q



Photo of PT-Blades 4th Q



		SIGN	STAMP
8	Install fuel manifold adapter(s) (Ref. 73-10-05).		
9	Perform fuel leak check post fuel nozzle installation		

BORESCOPE PERFORMED BY

Name: AGUS SULAEMAN

Signature :

Stamp :

