





PT. SMART CAKRAWALA AVIATION

WORK ORDER

Form: SCA/MTC/030

Subject : 10 Hours // 7 Days Inspection & Add	No.	WO/207-SNX/IX/2022
	Date	1 September 2022
	A/C Reg.	PK-SNX EC130T2-8829
Reference : MP EC 130 T2 Rev. 02	Prepared By	TS
	Checked By	CI
	Approved By	TM
To : Engineer In Charge		
Description : <ol style="list-style-type: none">1. Perform 10 Hours // 7 Days Inspection & Add2. Make an entry in Maintenance Log.3. Return the Completed Work Order and Form to PPC. <p>#If any finding, please close the routine card, and transferred to inspection card.</p>		
Additional Work :		
Compliance Statement CARRIED OUT	Sign & Date Company Lic. No.:  03-50 P-2022 (Engineer In Charge)	Signature  (Technical Manager)

AIRCRAFT CHECK WORK SUMMARY
(Form: SCA/MTC/051)

DATE OF ISSUED	JOWO #	TYPE OF MAINTENANCE	DATE OF ACCOMPLISHED	
1 Sept 2022	WO/207-SNX/IX/2022	INSP. 10H/7D & ADD	03 - SEP - 2022	
A/C Type		Mfg. Serial Number	A/C Registration	
EC 130 T2		8829	PK-SNX	
AIRCRAFT DATA				
Subject	Pos #	Serial Number (SN)	TTSN/TCSN	
Engine	#1	53467	725:27 / 1915	
	#2	-		
Propeller/Rotor	#1		725:27 / 1915	
	#2	-		
Landing Gear	NLG	-		
	LH MLG	-		
	RH MLG	-		
PACKAGE COVERED				
No	Subject	Qty	Remark	
1	Non-Routine Card	-		
2	Inspection Card	1		
3	Work Order	1		
4	Summary Inspection List	1		
5	Material and Tool List	-		
6	Escalation form	-		
7	CRS (SMI / Unscheduled Maintenance)	1		
INSPECTION CARD (IC) LIST (Finding during maintenance)				
No	Taskcard Ref	Subject	Status Open Close	Name/ Sign & Stamp
<u>IC-001</u>				
<u>IC-002</u>				
<u>IC-003</u>				

Prepared by :
Technical Support

Checked by :
Chief Maintenance

Verified by :
Chief Inspector

Approved by :
Technical Manager


Hani


Dodit


Yanuar



Istiono



SUMMARY INSPECTION ITEMS (Form: SCA/MTC/050)

WO Ref: WO/207-SNX/IX/2022

NO.	TASK CARD NO.	DESCRIPTION	DATE	EST MHR	NAME	STAMP
1	CHAPTER 6	10 H / 7 DAYS INSPECTION	03/09-22		NINDO	
2	CHAPTER 26	P CHECK	03/09-22		NINDO	
3	CHAPTER 16	15 H / 7 DAYS INSPECTION	03/09-22		NINDO	

	INSPECTION CARD (Form: SCA/MTC/ 048)	TECHNICAL DEPARTMENT
---	--	-------------------------

1. CARD #	2. JOWO #	3. ORIGINATOR	4. CARD REF	5. DATE
6. A/C REG/MSN	7. A/C TYPE	8. TRADE	12. VENDOR ORDER #	
9. ZONE	10. STA	11. MTC TYPE		

13. DESCRIPTION/DEFECT-IF FINDING OF CPCP INSPECTION, PLEASE COMPLETE SET. 20	14 PPC/ENG	15 DATE

16. CORRECTIVE ACTION	17 MECH	18 ENG. LIC	19 DATE
Performed at A/C TT : A/C TC /LDG :			

20. CORROSION INFORMATION			
LOCATION	CAUSE OF DAMAGE		
	<input type="checkbox"/> Environment		
	<input type="checkbox"/> Internal Leakage		
CORROSION <input type="checkbox"/> Isolated <input type="checkbox"/> Widespread	<input type="checkbox"/> Chemical Spill		
CORROSION LVL <input type="checkbox"/> 1 <input type="checkbox"/> 2 <input type="checkbox"/> 3	<input type="checkbox"/> LAV/Galley Spill		
PROPOSED ACTION <input type="checkbox"/> Doublers	<input type="checkbox"/> Blocked Drain		
<input type="checkbox"/> Others	<input type="checkbox"/> Wet Insulation Blanket		
	<input type="checkbox"/> Other		
21. If the defect is RII, Please Sign this card finally by RII Inspector		INSP	DATE
NOTICE OF INSPECTOR			

22. PARTS REQUIRED						
PART DESCRIPTION	PART NO	QTY	SERIAL NO		STATUS	
			ON	OFF	CLOSE	OPEN

23. TOOLS REQUIRED			
DESCRIPTION	PART NO. / MODEL	NEXT CALIBRATION DATE	STATUS



PT. SMART CAKRAWALA AVIATION

CERTIFICATE RETURN TO SERVICE

SCHEDULED MAINTENANCE INSPECTION

(CRS-SMI)

A/C TYPE	: EC 130 T2	TTSN	: 725:27
A/C REG	: PK-SNX	TCSN	: 1915
MSN	: 8829	DATE	: 03-09-2022

TYPE OF INSPECTION	: 10 HOURS // 7 DAYS INSPECTION & ADD TASK
DUE AT	: 730:40 Hrs or 3.09.2022
REF	: MP EC 130 T2 REV. 02

EXCEPTION

-NIL-

AUTHORIZED PERSON

I hereby certify that this aircraft has been maintained accordance with CASR and Maintenance Program.
Aircraft safe and airworthy for flight

NAME	CAT	AMEL/OTR NO	SIGN&STAMP	DATE
ROHPININDO.N.S.P	AIRFRAME & POWER PLANT	9634/SCA II		03/09-2022
	EIRA			

THE NEXT DUE TYPE OF INSPECTION : 10 FH INSP

DUE AT : 733:29




Form: SCA/MTC/049


MAINTENANCE PROGRAM AIRBUS HELICOPTERS EC 130 T2

Chapter 6 – 10FH // 7D

Reg. Mark : PK - SNX
MSN : 8829
TSN / CSN : 725:27 / 1915



Date : 03-SEP-2022
Station : SP3
WO No. : WO-207/SNX/IX/2022

ITEM CODE NO.	CHAPTER	TASK	ENGINEER'S SIGNATURE, STAMP & DATE
05/21/00 /000/000 /020	05-21	P-check VC AMM 05-40-00, 6-7	 03-09-2022
05/21/00 /000/000 /030	05-21	P-check - Optional equipments Note: Maintenance operations can be carried out by an aircrew member. VC AMM 05-40-00, 6-8	 03-09-2022
53/00/00 /000/000 /050	53-00	Structure Salt-laden atmosphere Rinsing and Drying. CLN AMM 12-20-00, 3-3	 03-09-2022
*** End of 10FH // 7D Inspection Items ***			

PERSONNEL PARTICIPATING IN THIS INSPECTION			
NAME	POSITION	SIGNATURE	LICENSE NUMBER
ROHPININDO	ENGINEER		9634

RETURN TO SERVICE

The work recorded above has been carried out in accordance with the requirements of the Civil Aviation Safety Regulation for the time being in force and in that respect the aircraft is consider fit for Release to Service.










Name : ROHPININDO. N.S.P. Stamp : 
Signature :  Place/Date : SP3/03-09-2022

MAINTENANCE PROGRAM AIRBUS HELICOPTERS EC 130 T2

Chapter 16 – Arriel 2D 15FH // 7D Inspection



Reg. Mark : PK - SNX
MSN : 8829
TSN / CSN : 725: 27 / 1915


Date : 03-SEP-2022
Station : SP3
WO No. : WO/207-SNX/IX/2022

ITEM CODE NO.	CHAPTER	TASK	ENGINEER'S SIGNATURE, STAMP & DATE
N/A	N/A	Record the corrective maintenance operations performed in the engine log book, if any.	 03-09-2022
N/A	N/A	Make sure that the automatic cycle counting is correct. EMM 05-10-02-200-801	 03-09-2022
N/A	N/A	In the engine log book, record the total number of C1 and C2 cycles consumed as counted by the EECU. EMM 05-10-02-200-801	 03-09-2022
N/A	N/A	Visually examine the engine and the engine floor for leakage.	 03-09-2022
N/A	N/A	Visually examine the engine attachments and fire protections for signs of impact or deterioration. Refer to Helicopter Manual Note: Fire protections of shut off valve and HMM	 03-09-2022
N/A	N/A	Record the values from the creep damage counter in the engine logbook. EMM 05-15-00-200-801	 03-09-2022
N/A	N/A	Record in the engine logbook the accumulation of flying hours. EMM 05-10-02-200-801	 03-09-2022
N/A	N/A	Check that the HP gas generator rotates freely (no abnormal noises) and visually check that the engine is in good condition. Note: Manually or during a dry crank cycle	 03-09-2022
N/A	N/A	Manually check that the power turbine rotates freely (no abnormal noises). EMM 05-10-02-200-801	 03-09-2022

MAINTENANCE PROGRAM AIRBUS HELICOPTERS EC 130 T2



Chapter 16 – Arriel 2D 15FH // 7D Inspection

ITEM CODE NO.	CHAPTER	TASK	ENGINEER'S SIGNATURE, STAMP & DATE
N/A	N/A	Inspection of oil level in tank and top up if required. Refer to Helicopter Manual Note: Within 15 minutes following engine shut-down.	 03-09-2022
N/A	N/A	Make sure that there are no foreign objects: examine near the air intakes and the exhaust zone. Install the blanks.	 03-09-2022
*** End of Arriel 2D 15FH // 7D Inspection Items ***			

PERSONNEL PARTICIPATING IN THIS INSPECTION			
NAME	POSITION	SIGNATURE	LICENSE NUMBER
ROHPININDO	ENGINEER		9634

RETURN TO SERVICE

The work recorded above has been carried out in accordance with the requirements of the Civil Aviation Safety Regulation for the time being in force and in that respect the aircraft is consider fit for Release to Service.

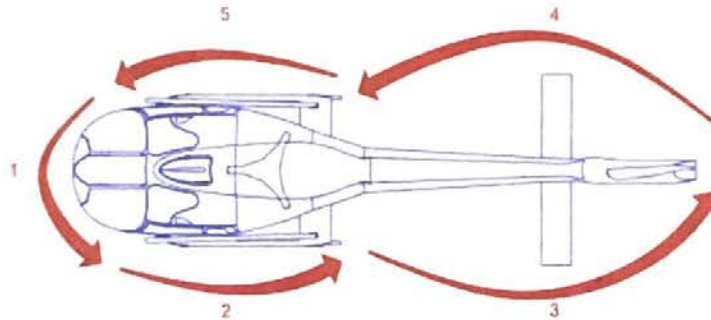
Name : ROHPININDO, N.S.P Stamp : 
Signature :  Place/Date : SP3 / 03-09-2022

Reg. Mark : PK - SNX

Station : SP3

Date : 03-09-2022





























FML No : W0/267-SNX/01X/2022










ITEM CODE NO.	TASK	INITIAL	ITEM CODE NO.	TASK	INITIAL
STATION 1					
PC001	Door jambs, canopy arches. Condition, no cracks.	<i>[Signature]</i>	PC003	Sideslip indicator. Condition.	<i>[Signature]</i>
PC002	Pitot tube. Condition, cover removed or fitted as necessary.	<i>[Signature]</i>	PC004	MGB - Engine oil cooler air inlet. Condition, no obstruction or foreign bodies, blanking cover removed or fitted as necessary.	<i>[Signature]</i>
STATION 2					
PC005	Front door jettison system Condition, no cracks (especially at the link).	<i>[Signature]</i>	PC019	Rear cargo door Closed and locked.	<i>[Signature]</i>
PC006	Left cabin access doors Condition, attachment, locking, no abnormal play.	<i>[Signature]</i>	PC020	LH side MGB and engine cowlings Opening, condition of locking systems, no abnormal play.	<i>[Signature]</i>
PC007	Landing gear Condition of crosstubes, skids, resistant plates, footstep attachment.	<i>[Signature]</i>	PC021	Upper cowlings Locked.	<i>[Signature]</i>
PC008	Static pressure ports Condition, blanks removed or fitted as necessary.	<i>[Signature]</i>	PC022	NACA air inlet No obstructions (clean if necessary).	<i>[Signature]</i>
PC009	OAT probes Condition, attachment.	<i>[Signature]</i>	PC023	MGB Condition, oil level, no leaks.	<i>[Signature]</i>
PC0010	Antennas under bottom structure Condition.	<i>[Signature]</i>	PC024	Transmission deck Cleanliness.	<i>[Signature]</i>
PC011	Landing and taxiing lights Condition.	<i>[Signature]</i>	PC025	MGB support bars Condition, attachment.	<i>[Signature]</i>





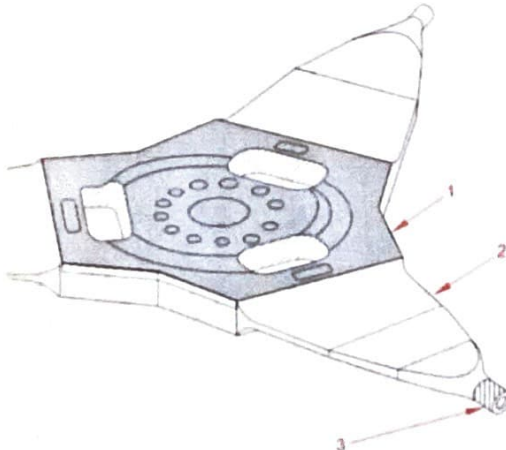




MAINTENANCE PROGRAM AIRBUS HELICOPTERS EC 130 T2

Chapter 26 – P Check

ITEM CODE NO.	TASK	INITIAL	ITEM CODE NO.	TASK	INITIAL
PC012	Scoop Condition, cleanliness.		PC026	Hydraulic system (LH side) Condition, attachment points, pipes, filter clogging indicator retracted, no leaks.	
PC013	Lower cowlings Condition, secured.		PC027	Servos Attachment, no leaks or cracks.	
PC014	Left cargo door Opening, condition, attachment points, no abnormal play.		PC028	Gimbal ring assembly Fitting, safety pins in place and locked.	
PC015	Left cargo door Closed and locked.		PC029	Electrical harnesses Condition, attachment.	
PC016	Rear cargo door Opening, condition, attachment points, no abnormal play.		PC030	Fuel shut-off valve Condition, attachment, no interference.	
PC017	Rear cargo bay FADEC secured and harness condition.		PC031	MGB cowling (LH side) Closed and locked.	
PC018	KANNAD INTEGRA AP-H Emergency Locator Transmitter Condition, security, check "ARM" or "OFF" as necessary.		NOTE If the aircraft is grounded for a long period (more than 2 months), set the switch on the ELT to the "OFF" position.		
STATION 2 – ENGINE AND ENGINE BAY					
PC032	Engine air intake Attachment: condition, seal condition.		PC038	Fuel filter Clogging indicator retracted.	
PC033	Firewall Condition, no cracks.		PC039	Oil system No leaks.	
PC034	Engine and accessories General condition, cleanliness, leak-tightness, attachment, pipes, electrical harness.		PC040	Engine mounts Condition, attachment.	
PC035	Engine transmission deck Condition, cleanliness, no leaks.		PC041	Engine deck drain holes No obstructions or debris.	
PC036	Engine casing Attachment flange condition.		PC042	Exhaust pipe Condition, blanking cover removed or fitted, as necessary.	
PC037	Oil filter Clogging indicator retracted.				
STATION 3					
PC043	Tail boom Condition, condition of antennas.		PC048	TRH fairing Condition, damage or cracks, no rotations (paint marks).	
PC044	Drive shaft fairings Attachment, condition of heat shield.		PC049	Tail rotor duct Condition, check distance between blade tips and duct.	

ITEM CODE NO.	TASK	INITIAL	ITEM CODE NO.	TASK	INITIAL
PC045	Tail boom door Opening, attachment, bay condition, closed.	<i>[Signature]</i>	PC050	Tail rotor blades, visible part Condition, no impact, damage, scratches, erosion. Check play.	<i>[Signature]</i>
PC046	Horizontal stabilizer, fin Condition, attachment points, condition of external lights and fin antennas.	<i>[Signature]</i>	PC051	Freewheel Make the freewheel turn by turning the tail rotor. The free turbine must be driven when the tail rotor is turned anti-clockwise. In the clockwise direction, the freeturbine does not drive.	<i>[Signature]</i>
PC047	Keel, tail guard Condition, attachment.	<i>[Signature]</i>			
STATION 4					
PC052	TGB Condition, attachment, oil level.	<i>[Signature]</i>	PC055	Horizontal stabilizer, fin Condition, attachment points, external light condition.	<i>[Signature]</i>
PC053	Guide vanes, duct Condition.	<i>[Signature]</i>	PC056	Tail boom Condition, condition of antennas.	<i>[Signature]</i>
PC054	Tail rotor pitch change control rod Condition, attachment, no radial play in end- fitting.	<i>[Signature]</i>	PC057	Drive shaft fairings Attachment, condition of heat shield.	<i>[Signature]</i>
STATION 5					
PF058	NACA air inlet No obstructions (clean if necessary).	<i>[Signature]</i>			
STATION 5 – ENGINE AND ENGINE BAY					
PC059	Engine air intake Attachment: condition, condition of seals. Blanking cover removed or fitted, as necessary.	<i>[Signature]</i>	PC065	Engine magnetic plugs - No chips on aft or forward plugs (without electrical indication).	<i>[Signature]</i>
PC060	Firewall Condition, no cracks.	<i>[Signature]</i>	PC066	Engine mounts Condition, attachment.	<i>[Signature]</i>
PC061	Engine and accessories General condition, cleanliness, leak-tightness, attachment, pipes, electrical harnesses.	<i>[Signature]</i>	PC067	Engine deck drain holes No obstructions or foreign bodies.	<i>[Signature]</i>
PC062	Engine transmission deck Condition, cleanliness, no leaks.	<i>[Signature]</i>	PC068	Engine cowling Closed and locked.	<i>[Signature]</i>
PC063	Engine casing Attachment flange condition.	<i>[Signature]</i>	PC069	Nozzle Blanking cover installed or removed as necessary.	<i>[Signature]</i>
PC064	Oil system No leaks.	<i>[Signature]</i>			
STATION 5 – MAIN ROTOR SHAFT					









ITEM CODE NO.	TASK	INITIAL	ITEM CODE NO.	TASK	INITIAL
PC070	Swashplate bearing No grease runs, no change in paint color or paint flaking.		PC078	Visible part of the Starflex Star (1) arm (2): • no delamination, condition of the paint. If in doubt or damage is found (AMM 62-21-00,6-1). • Bushings (3) at the end of the arms of the STARFLEX (1) No gap between adhesive bead and bushing. If in doubt or damage is found (AMM 62-21-00,6-1).	
PC071	Scissors, swashplates, rod swivel bearings Condition, attachment, abnormal play (manual check).		PC079	Spherical thrust bearings No elastomer damage, delamination, splits, blisters, extrusions or cracks (other than minor and unchanging surface irregularities), elastomer protuberance at the laminated area/small reinforcing structure interface.	
PC072	Swashplate/pitch change rod end-fitting – interfaces No impact mark or paint flaking on swashplate attachment yokes.		PC080	Frequency adapters (PRE MOD 076232) If in doubt or damage is found (AMM 62-21-00,6-4). No elastomer damage, delamination, splits, blisters, extrusions or cracks (other than minor and unchanging surface irregularities). If in doubt or damage is found (AMM 62-21-00,6-7).	N/A
PC073	Pitch change rods Condition, no radial play in end-fittings.		PC081	Ventilated frequency adapters (POST MOD 076232) No elastomer damage, delamination, splits, blisters, extrusions or cracks (other than minor and unchanging surface irregularities). If in doubt or damage is found (AMM 62-21-00,6-7). Check that ventilation holes are not obstructed (on both sides). On adapters fitted with drilled bush 36SA31-1018-21 or 22, ensure lockwire is in place in holes on trailing edge side.	

ITEM CODE NO.	TASK	INITIAL	ITEM CODE NO.	TASK	INITIAL
PC074	Rotor shaft, all visible parts particularly under the – hub Paint condition, no cracks, scratches, blistering, corrosion nor tool marks.		PC082	Self-lubricating ball joints No debris or play. -	
PC075	1/4 turn non-electrical magnetic plug of flared housing. Remove 1/4 turn plug, if there are metal particles, apply (AMM 05-50-00,6-1), if there are no metal particles, do a second check, if there are metal particles, apply (AMM 05-50-00,6-1), if there are no metal particles, install the 1/4 turn plug.		PC083	Anti-vibrator Attachment.	
					
PC076	MAIN ROTOR HEAD Attachment, general condition.		PC084	MAIN ROTOR BLADES Attachment, general condition of the skin (lower surface, upper surface and trailing edge), trim tabs and polyurethane protective strips. Visually check for no delamination, scratches, cracks, impacts or distortions. No erosion holes on leading edge, no gaps or impacts. Condition of the electrical bonding braid. If in doubt or if a defect is found (AMM 62-11-00,6-1).	
PC077	STARFLEX Star (1): no delamination (splinters).		PC085	Right cargo door Opening, condition, attachment points, no abnormal play.	

ITEM CODE NO.	TASK	INITIAL	ITEM CODE NO.	TASK	INITIAL
STATION 5 – MAINTENANCE AREA					
PC086	Fuses All fuses set.	<i>[Signature]</i>	PC096	Engine oil tank Oil level, pipes condition, no leaks.	<i>[Signature]</i>
PC087	Right cargo door Closed and locked.	<i>[Signature]</i>	PC097	Electrical harnesses Condition, attachment.	<i>[Signature]</i>
PC088	GPU receptacle, access flap Closed or GPU connected, as applicable.	<i>[Signature]</i>	PC098	Gimbal ring assembly Fitting, safety pins in place and locked.	<i>[Signature]</i>
PC089	RH MGB cowling Opening, condition of locking systems, no abnormal play.	<i>[Signature]</i>	PC099	RH side MGB cowling Closed and locked.	<i>[Signature]</i>
PC090	Transmission deck Cleanliness.	<i>[Signature]</i>	PC100	Landing gear Condition of crosstubes, skids, wear resistant plates, footstep attachment.	<i>[Signature]</i>
PC091	MGB support bars Condition, attachment, swivelling.	<i>[Signature]</i>	PC101	All lower central fairings Closed and locked.	<i>[Signature]</i>
PC092	Oil cooler, fan and pipes Condition, no leaks, fan attachment, fan blade condition.	<i>[Signature]</i>	PC102	RH cabin access doors Condition, attachment, locking, no abnormal play.	<i>[Signature]</i>
PC093	Servos Attachment, no leaks or cracks.	<i>[Signature]</i>	PC103	Front door jettison system Condition, no cracks (especially at the link).	<i>[Signature]</i>
PC094	Hydraulic system (RH side) Attachment, pipes condition, no leaks, filter clogging indicator retracted.	<i>[Signature]</i>	PC104	Subdoor Condition, attachment.	<i>[Signature]</i>
PC095	Hydraulic system reservoirs Levels, no leaks.	<i>[Signature]</i>			
STATION 5 – CABIN INTERIOR					
PC105	Cabin General cleanliness.	<i>[Signature]</i>	PC110	Fire extinguisher Attached - Checked.	<i>[Signature]</i>
PC106	Seats Condition, attachment points.	<i>[Signature]</i>	PC111	Fuses All set.	<i>[Signature]</i>
PC107	Belts/harnesses General condition, no wear, visible damage to the strap and reel in good working order.	<i>[Signature]</i>	PC112	Battery switch ON, check battery voltage.	<i>[Signature]</i>

MAINTENANCE PROGRAM AIRBUS HELICOPTERS EC 130 T2

Chapter 26 – P Check

ITEM CODE NO.	TASK	INITIAL	ITEM CODE NO.	TASK	INITIAL
PC108	Belt attachments General condition, wear, loosening and locking.		PC113	VEMD Check flights of the day reports: (MAINT mode, FLIGHT REPORT page) VEMD flight times, Ng and Nf cycles: check written in white characters and above 0, Check advisory messages FAILURE or OVERLIMIT DETECTED, Record flights of the day data in aircraft and engine log-books.	
PC109	Door jettison system Checked - Plastic guard in place.		PC114	Battery switch OFF.	
OPTIONAL EQUIPMENT – ENGINE SAND FILTER					
PC1115	With the engine cowling closed, check the following: - the condition of the filter support cowling, - the external condition of the filter, - the condition and cleanliness of the separator tubes, - the condition of the ejector nozzles.	N/A	PC116	Open the engine cowling and check the following: - the condition of the particle separator unit, - the condition and cleanliness of the separator tubes, - the condition of the elbow union, - the condition of the pipes, - the condition of the air manifold, - the tightness of the air intake, - the internal cleanliness of the air manifold, - the condition and attachment of the electro- valve with hoses and P2 supply union.	N/A
			PC117	Close the engine cowling.	N/A
OPTIONAL EQUIPMENT – AIR CONDITIONING					
PC118	Open the MGB left cowling.		PC120	If a leak is detected at the MGB intake: replace the MGB intake seal (AMM 63- 21-00,8-1).	
PC119	Check the condition of the air conditioning compressor drive belt (AMM 21-51-02,6-2) if an oil leak is detected at the MGB.		PC121	Close the MGB left cowling.	
OPTIONAL EQUIPMENT – INSTALLATION OF WINDSHIELD WIPERS					

MAINTENANCE PROGRAM **AIRBUS HELICOPTERS EC 130 T2**

Chapter 26 – P Check

ITEM CODE NO.	TASK	INITIAL	ITEM CODE NO.	TASK	INITIAL
PC122	Check the condition of the installation (no corrosion, impacts..).	N/A	PC124	Check the condition of the wiper and in particular, the good condition of the scraper.	N/A
PC123	Check the condition of attachments.	N/A			
*** End of P Check Items ***					

RETURN TO SERVICE

The work recorded above has been carried out in accordance with the requirements of the Civil Aviation Safety Regulation for the time being in force and in that respect the aircraft is consider fit for Release to Service.

Name : ROHPININDO. N.S.P

Stamp :



Signature :

[Signature]

Place/Date :

SR3/03-090-2022



Aircraft Registration: **PK-SNX**

~~WO# Nr:~~ WO/207-SNX/IX/2022

Special Tool Used

[illegible]

Part Used

[illegible]



Aircraft Registration: **PK-SNX**

PK-SNX

WO# Nr: WO/207-SNX/IX/2022
Part Used

Parts Used Sheet

[illegible]