	<b>DOCUMENT FORM BORESCOPE INSPECTION FORM</b>	
		Page   1

Engine Borescope Inspection			
Job No: WO/037-SNA/XI/2022			
<u>Engine Serial Number</u>	<u>Date</u>	<u>Base / Location</u>	<u>Aircraft Registration</u>
PCE-VA0730	18 NOV 2022	NABIRE	PK-SNA
<u>Aircraft Total Time</u>	<u>Aircraft Total Cycle</u>	<u>Reason For Borescope</u>	
1603:11 Hours	2614 Cycle	1600 HOURS INSPECTION	

Note:

Record any discrepancies found during inspection, and/or take photographic evidence.  
If None, then write No Findings. If you find defects, please quote EMM (Engine Maintenance Manual) Reference and Limitations.



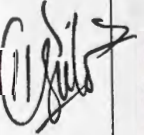

Item	Work Description	SIGN	STAMP
1	Remove fuel manifold adapter as necessary (Ref. 73-10-05).		
2	Perform inspection of the First Stage Compressor. Defects: <b>RESULT SATISFACTORY FOUND NO DEFECT</b>  <u>If defects found, quote MM Limitation and References :</u>		

Photo of First Stage Compressor 1<sup>st</sup> Quadrant



Photo of First Stage Compressor 2<sup>nd</sup> Quadrant





# DOCUMENT FORM BORESCOPE INSPECTION FORM

Page | 2

**Photo of First Stage Compressor 3<sup>rd</sup> Quadrant**



**Photo of First Stage Compressor 4<sup>th</sup> Quadrant**



3

Perform inspection of Combustion Chamber Liner Assembly.

Defects:

If defects found, quote MM Limitation and References :

SIGN

STAMP

*[Signature]*



**Photo of Combustion Chamber 1<sup>st</sup> Quadrant**



**Photo of Combustion Chamber 2<sup>nd</sup> Quadrant**



**Photo of Combustion Chamber 3<sup>rd</sup> Quadrant**



**Photo of Combustion Chamber 4<sup>th</sup> Quadrant**







# DOCUMENT FORM BORESCOPE INSPECTION FORM

Page | 3









4	Perform Inspection of CT-Stator assembly. <u>Defects:</u> <b>RESULT SATISFACTORY FOUND NO DEFECT</b>  <u>If defects found, quote MM Limitation and References :</u>	SIGN 	STAMP 
<div style="display: flex; justify-content: space-around;"> <div data-bbox="156 600 805 1075"> <p><b>Photo of CT Stator 1<sup>st</sup> Quadrant</b></p>  <p>AT120D/NF V94 ZOOM X1.1 BRT 6 2022/11/18 12:42 PK-SNA PCE-VIA710 OLYMPUS</p> </div> <div data-bbox="821 600 1495 1075"> <p><b>Photo of CT Stator 2<sup>nd</sup> Quadrant</b></p>  <p>AT120D/NF V94 ZOOM X1.6 BRT 6 2022/11/18 12:42 PK-SNA PCE-VA0730 OLYMPUS</p> </div> </div> <div style="display: flex; justify-content: space-around;"> <div data-bbox="156 1075 805 1541"> <p><b>Photo of CT Stator 3<sup>rd</sup> Quadrant</b></p>  <p>AT120D/NF V94 ZOOM X1.5 BRT 6 2022/11/18 12:43 PK-SNA PCE-VA0730 OLYMPUS</p> </div> <div data-bbox="821 1075 1495 1541"> <p><b>Photo of CT Stator 4<sup>th</sup> Quadrant</b></p>  <p>AT120D/NF V94 ZOOM X1.8 BRT 6 2022/11/18 12:43 PK-SNA PCE-VIA710 OLYMPUS</p> </div> </div>			
5	Perform inspection of CT-Blades and shroud segments. <u>Defects:</u> <b>RESULT SATISFACTORY FOUND NO DEFECT</b>  <u>If defects found, quote MM Limitation and References :</u>	SIGN 	STAMP 



Photo of Leading Edge CT-Blades 1<sup>st</sup> Quadrant

Photo of Leading Edge CT-Blades 2<sup>nd</sup> Q

Photo of Leading Edge CT-Blades 3<sup>rd</sup> Quadrant

Photo of Leading Edge CT-Blades 4<sup>th</sup> Quadrant

Perform inspection CT-Blades Trailing Edge  
Defects:

6

**RESULT SATISFACTORY FOUND NO DEFECT**

If defects found, quote MM Limitation and References :

SIGN

STAMP



Photo of CT-Blades Trailing Edge 1<sup>st</sup>

Photo of CT-Blades Trailing Edge 2<sup>nd</sup> Q




**Photo of CT-Blades Trailing Edge 3<sup>rd</sup> Q**

**Photo of CT-Blades Trailing Edge 4<sup>th</sup> Q**


7


Perform inspection of PT-Blades

Defects:
**RESULT SATISFACTORY FOUND NO DEFECT**

If defects found, quote MM Limitation and References :

SIGN

STAMP



**Photo of PT-Blades 1<sup>st</sup> Q**

**Photo of PT-Blades 2<sup>nd</sup> Q**

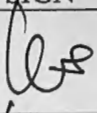



**Photo of PT-Blades 3<sup>rd</sup> Q**

**Photo of PT-Blades 4<sup>th</sup> Q**




**DOCUMENT FORM  
BOREScope INSPECTION  
FORM**


Page | 6

		SIGN	STAMP
8	Install fuel manifold adapter(s) (Ref. 73-10-05).		
9	Perform fuel leak check post fuel nozzle installation		

**BOREScope PERFORMED BY**

Name: Agus Sulaeman

Signature :



Stamp :

