



**PT. SMART CAKRAWALA AVIATION**

## **WORK ORDER**

Form: SCA/MTC/030

<b>Subject :</b> <b>Inspection Document 06 &amp; Add. Task</b>	No.	WO/057-SNH/VIII/2022
	Date	31 August 2022
	A/C Reg.	PK-SNH C208B-5587
<b>Reference :</b> <b>MP C208B REV. 12</b>	Prepared By	TS
	Checked By	CI
	Approved By	TM
<b>To :</b> Engineer In Charge		
<b>Description :</b>  1. Perform Inspection Document 06 & Add Task due at 2600 Hours. 2. Make an entry in Maintenance Log. 3. Return the Completed Work Order and Form to PPC.  #If any finding, please close the routine card, and transferred to inspection card.		
<b>Additional Work :</b>          		
<b>Compliance Statement</b>	<b>Sign &amp; Date</b> Company Lic. No.:   (Engineer In Charge)	<b>Signature</b>    (Technical Manager)

**AIRCRAFT CHECK WORK SUMMARY**  
(Form: SCA/MTC/051)

DATE OF ISSUED	JO/WO #	TYPE OF MAINTENANCE	DATE OF ACCOMPLISHED		
31 August 2022	WO/057-SNH/VIII/2022	Insp. Doc.06 & Add Task			
A/C Type	Mfg. Serial Number	A/C Registration			
C208B	C208B-5587	PK-SNH			
<b>AIRCRAFT DATA</b>					
Subject	Pos #	Serial Number (SN)	TTSN/TCSN		
Engine	#1	PCE-VA0662			
	#2	-			
Propeller/Rotor	#1	190837			
	#2	-			
Landing Gear	NLG				
	LH MLG				
	RH MLG				
<b>PACKAGE COVERED</b>					
No	Subject	Qty	Remark		
1	Non-Routine Card	-			
2	Inspection Card	1			
3	Work Order	1			
4	Summary Inspection List	1			
5	Material and Tool List	-			
6	Escalation form	-			
7	CRS (SMI / Unscheduled Maintenance)	1			
<b>INSPECTION CARD (IC) LIST (Finding during maintenance)</b>					
No	Taskcard Ref	Subject	Status		Name/ Sign & Stamp
			Open	Close	
<u>IC-001</u>					
<u>IC-002</u>					
<u>IC-003</u>					
<u>IC-004</u>					
<u>IC-005</u>					
<u>IC-006</u>					


<u>IC-007</u>					
<u>IC-008</u>					
<u>IC-009</u>					
<u>IC-010</u>					
<u>IC-011</u>					
<u>IC-012</u>					
<u>IC-013</u>					
<u>IC-014</u>					
<u>IC-015</u>					

Prepared by :  
Technical Support


Checked by :  
Chief Maintenance

Verified by :  
Chief Inspector

Approved by :  
Technical Manager

  
.....  
Dwi M.

  
.....  
Dodit

  
.....  
Yanuar

  
.....  
Istiono





PT. SMART CAKRAWALA AVIATION

## CERTIFICATE RETURN TO SERVICE

### SCHEDULED MAINTENANCE INSPECTION (CRS-SMI)

A/C TYPE : CESSNA	TTSN :
A/C REG C208B : PK-SNH	TCSN :
MSN : C208B-5587	DATE :

TYPE OF INSPECTION	: INSPECTION DOCUMENT 06 & ADD TASK
DUE AT	: 2600 HOURS
REF	: MP C208B REV. 12

EXCEPTION

---

---

---

---

---

---

---

---

---

---


**AUTHORIZED PERSON**

I hereby certify that this aircraft has been maintained accordance with CASR and Maintenance Program.  
Aircraft safe and airworthy for flight

NAME	CAT	AMEL/OTR NO	SIGN&STAMP	DATE
	AIRFRAME & POWER PLANT			
	EIRA			

THE NEXT DUE TYPE OF INSPECTION	:
DUE AT	:

**Form: SCA/MTC/049**

	<b>INSPECTION CARD</b> <b>(Form: SCA/MTC/ 048)</b>	TECHNICAL DEPARTMENT
---	---	-------------------------

1. CARD #	2. JO/WO #	3. ORIGINATOR	4. CARD REF	5. DATE
6. A/C REG/MSN	7. A/C TYPE	8. TRADE	12. VENDOR ORDER #	
9. ZONE	10. STA	11. MTC TYPE		

13. DESCRIPTION/DEFECT-IF FINDING OF CPCP INSPECTION, PLEASE COMPLETE SET. 20	14 PPC/ENG	15 DATE

16. CORRECTIVE ACTION	17 MECH	18 ENG. LIC	19 DATE
Performed at A/C TT : ..... A/C TC /LDG : .....			

20. CORROSION INFORMATION					
LOCATION	CAUSE OF DAMAGE				
	<input type="checkbox"/> Environment				
	<input type="checkbox"/> Internal Leakage				
CORROSION <input type="checkbox"/> Isolated <input type="checkbox"/> Widespread	<input type="checkbox"/> Chemical Spill				
CORROSION LVL <input type="checkbox"/> 1 <input type="checkbox"/> 2 <input type="checkbox"/> 3	<input type="checkbox"/> LAV/Galley Spill				
PROPOSED ACTION <input type="checkbox"/> Doublers	<input type="checkbox"/> Blocked Drain				
<input type="checkbox"/> Others	<input type="checkbox"/> Wet Insulation Blanket				
	<input type="checkbox"/> Other				

21. If the defect is RII, Please Sign this card finally by RII Inspector	INSP	DATE
NOTICE OF INSPECTOR		

22. PARTS REQUIRED						
PART DESCRIPTION	PART NO	QTY	SERIAL NO		STATUS	
			ON	OFF	CLOSE	OPEN

23. TOOLS REQUIRED			
DESCRIPTION	PART NO. / MODEL	NEXT CALIBRATION DATE	STATUS



# MAINTENANCE PROGRAM

## CESSNA C208/C208B

### Appendix B03 – PT6A-140 Engine Run Performance Sheet

Reg. Mark : PK - SNH

WO/FML No. : WO/057-SNH/VIII/2022

PRE – INSPECTION	
Location	
Date	
Cycle	
Filed Barometric	
OAT	
Altitude	

POST – INSPECTION	
Location	
Date	
Cycle	
Filed Barometric	
OAT	
Altitude	

PRE – INSPECTION		
	Target	Actual
Tq		
Np		
ITT	°C	°C
Ng	%	%
Wf		
Oil Press		°C
Oil Temp		°C
Start Temp		°C

POST – INSPECTION		
	Target	Actual
Tq		
Np		
ITT	°C	°C
Ng	%	%
Wf		
Oil Press		°C
Oil Temp		°C
Start Temp		°C

Engine Run Up Checks							
Inertial <input type="checkbox"/>	EPL <input type="checkbox"/>	OVG <input type="checkbox"/>	Stby Alt <input type="checkbox"/>	BOV <input type="checkbox"/>	Brake <input type="checkbox"/>	Randomn <input type="checkbox"/>	
<b>NOTE:</b> 1. Brake system at Torque 2000 ft-lbs.      3. EPL check can't exceed 4% Ng per second.      5. Low idle at 55.5 - 57% 40Amps. 2. Inertial Separator at Torque 400 ft-lbs.      4. Standby Alt at 80% Ng.      6. High idle at 64 - 66% Ng 40Amps							

Engine Performance Target Table (Cessna C208B EX)

OAT (°C)	27	28	29	30	31	32	33	34	35	36	37	38	39	40	41
Tq (ft.lbs)	2397	2397	2397	2397	2397	2397	2397	2397	2397	2397	2397	2397	2397	2397	2397
Np	1900	1900	1900	1900	1900	1900	1900	1900	1900	1900	1900	1900	1900	1900	1900
ITT (°C)	835	837	839	841	841	841	841	841	841	842	843	844	846	846	846
Ng (%)	102.7	102.7	102.7	102.7	102.7	102.7	102.7	102.6	102.6	102.6	102.6	102.6	102.6	102.6	102.5
WF (PPH)	578	578	578	578	578	578	578	570	565	565	560	560	555	548	548

**Note:**

1. Make sure that inertial separator in normal condition, no bleed air extracted from the engine and air condition OFF.
2. This table only applies to altitude 0-500 feet MSL. For higher altitude, refer to EMM 72-00-00.
3. Max fuel flow is 580 lb/hr fuel flow is not more than 15 lbs/hr higher than the value shown in table.
4. If parameters are outside the target performance table to EMM chapter 71-00-00.

**REMARKS:**

**PERFORMED BY**

Name	Sign & Stamp	Date	Location



# MAINTENANCE PROGRAM CESSNA C208/C208B

## Chapter 12 – Inspection Document 06

Reg. Mark	:	PK - SNH	Date	:	
MSN	:	C208B-5587	Station	:	
TSN / CSN	:		WO No.	:	WO/057-SNH/VIII/2022

ITEM CODE NO.	ZONE	TASK	SIGNATURE	
			SIGN	STAMP
A110001	ALL	Interior and Exterior Placard and Decal Detailed Inspection Task 11-00-00-220		
D121001	121	Brake System Servicing Task 12-10-01-610		
D121003	710	Shimmy Damper Servicing Task 12-10-01-611		
C122101	700	Landing Gear Lubrication Task 12-21-03-640		
B236001	343 375 376 571 671	Static Discharge System Functional Check Task 23-60-00-720		
A255101	251 252 255 256 257 258	Cargo Nets Detailed Inspection Task 25-51-00-220		
C270001	215 216 226 373 374 503 525 603 625	Flight Controls Lubrication Task 27-00-00-640		
B273101	211 212 503	Stall Warning System Operational Check Task 27-31-00-710		
C275001	525 527 625 627	Flap Tracks and Rollers Lubrication Task 27-50-00-640		
B281001	575 675	Fuel Vent Line Float Valve Operational Check Task 28-10-03-710		
A281001	521 621	Fuel Filler Assembly Detailed Inspection Task 28-10-01-220		
B301003	122 AUX	Bleed Air Pressure Regulator Functional Check (without TKS and not incorporating CAB93-2) Task 30-10-00-720		
B322001	710	Shimmy Damper Functional Check Task 32-20-02-720		





# MAINTENANCE PROGRAM CESSNA C208/C208B

## Chapter 12 – Inspection Document 06

ITEM CODE NO.	ZONE	TASK	SIGNATURE	
			SIGN	STAMP
B341101	AUX	Pitot Tube Heaters Operational Check Task 34-11-00-710		
A353001	256	Oxygen Mask Detailed Inspection Task 35-30-00-220		
B761003	AUX	Emergency Power Lever Annunciator Light (EPL) Operational Check Task 76-10-01-710		
*** End of Inspection Document 06 Items ***				

PERSONNEL PARTICIPATING IN THIS INSPECTION			
NAME	POSITION	SIGNATURE	LICENSE NUMBER

### RETURN TO SERVICE

The work recorded above has been carried out in accordance with the requirements of the Civil Aviation Safety Regulation for the time being in force and in that respect the aircraft is consider fit for Release to Service.

Name : \_\_\_\_\_ Stamp : \_\_\_\_\_  
Signature : \_\_\_\_\_ Place/Date : \_\_\_\_\_



# MAINTENANCE PROGRAM

## CESSNA C208/C208B

### Chapter 51 – Engine PT6A-140 100 Hours/Minor Inspection

Reg. Mark	: PK - SNH	Date	: _____
MSN	: C208B-5587	Station	: _____
TSN / CSN	: _____	WO No.	: WO/057-SNH/VIII/2022

ITEM CODE NO.	ZONE	TASK	SIGNATURE	
			SIGN	STAMP
F710001	130	Do a check of the FCU manual override system for static operation. For the engines installed with a manual override system only.		
F710003	130	Do a compressor performance recovery wash		
F720000	130	Do a visual inspection of the Control Linkages and wiring.		
F720001	130	Do a visual inspection of the engine exhaust duct welds.		
F720002	130	Do a visual inspection of the engine exhaust duct for cracks.		
F720003	130	Do a visual inspection of the gas generator case and the center fireseal.		
F720004	130	Do a visual inspection of the rear fireseal mounting ring.		
F722001	130	Do a visual inspection of the air inlet screen.		
F723000	130	Do a visual inspection with a mirror or a borescope inspection of the First-stage Compressor Rotor and the inlet case for corrosion		
F725005	130	Do a detailed inspection of the turbine exhaust duct.		
F731002	130	Do a check for the fuel pump installation and leaks.		
F731003	130	Do a check of the oil-to- fuel heater installation		
F731035	130	Do a visual Inspection of the Fuel - Oil Heat Exchanger Fuel Filter Element  <b>(CLEANING / REPLACEMENT)</b> P/N OFF: _____ P/N ON: _____		

### Chapter 51 – Engine PT6A-140 100 Hours/Minor Inspection

ITEM CODE NO.	ZONE	TASK	SIGNATURE	
			SIGN	STAMP
F731006	130	Do a check of the drain valve for installation and leaks		
		NOTE: There is no need to remove the drain valve if there is no leaks.		
F731007	130	Do a check of the flow divider for installation and leaks.		
F731008	130	Do a visual inspection of the P3 filter and drain valve.		
F731015	130	Do a visual inspection of Fuel Pump outlet filter.  <b>(CLEANING / REPLACEMENT)</b> P/N OFF: _____ P/N ON: _____		
F731018	130	Clean or replace the P3 filter based on condition, service experience or environment. <b>Note:</b> If corrossions are found, replace filter.		
F732001	130	Do a check of the FCU for installation, linkages and pneumatic tubes.		
F792000	130	Inspect and clean oil filter for debris.		

PERSONNEL PARTICIPATING IN THIS INSPECTION			
NAME	POSITION	SIGNATURE	LICENSE NUMBER

#### RETURN TO SERVICE

The work recorded above has been carried out in accordance with the requirements of the Civil Aviation Safety Regulation for the time being in force and in that respect the aircraft is consider fit for Release to Service.

Name : \_\_\_\_\_ Stamp : \_\_\_\_\_  
Signature : \_\_\_\_\_ Place/Date : \_\_\_\_\_



# MAINTENANCE PROGRAM CESSNA C208/C208B

## Chapter 52 – Engine PT6A-140 200 Hours Inspection

Reg. Mark	:	PK - SNH	Date	:	
MSN	:	C208B-5587	Station	:	
TSN / CSN	:		WO No.	:	WO/057-SNH/VIII/2022

ITEM CODE NO.	ZONE	TASK	SIGNATURE	
			SIGN	STAMP
F793001	130	Do a visual inspection of the chip detector for debris.		
*** End of Engine PT6A-140 200 Hours Inspection Items ***				

PERSONNEL PARTICIPATING IN THIS INSPECTION			
NAME	POSITION	SIGNATURE	LICENSE NUMBER

### RETURN TO SERVICE

The work recorded above has been carried out in accordance with the requirements of the Civil Aviation Safety Regulation for the time being in force and in that respect the aircraft is consider fit for Release to Service.

Name	:	_____	Stamp	:	_____
Signature	:	_____	Place/Date	:	_____



# **MAINTENANCE PROGRAM** **CESSNA C208/C208B**

## **Chapter 53 – Engine PT6A-140 200 Hours or 6 Months Inspection**

Reg. Mark	:	PK - SNH	Date	:	
MSN	:	C208B-5587	Station	:	
TSN / CSN	:		WO No.	:	WO/057-SNH/VIII/2022

ITEM CODE NO.	ZONE	TASK	SIGNATURE	
			SIGN	STAMP
F793000	130	Do a visual inspection of the AGB internal scavenge oil pump inlet screen		
*** End of Engine PT6A- 140 200 Hours or 6 Months Inspection Items ***				

PERSONNEL PARTICIPATING IN THIS INSPECTION			
NAME	POSITION	SIGNATURE	LICENSE NUMBER

### **RETURN TO SERVICE**

The work recorded above has been carried out in accordance with the requirements of the Civil Aviation Safety Regulation for the time being in force and in that respect the aircraft is consider fit for Release to Service.

Name	:		Stamp	:	
Signature	:		Place/Date	:	



# **EMERGENCY EQUIPMENT LIST INSPECTION & MONITOR**

**PT. SMART CAKRAWALA  
AVIATION**  
DEPARTMENT TEKNIK  
Form: SCA/MTC/023

<b>DATE :</b>	<b>A/C REG : PK-SNH</b>
<b>A/C TYPE : C208B EX</b>	<b>CHECKER :</b> <b>SIGN:</b>

No.	Description	P/N	S/N	Next Insp.	Remarks
1	Pilot Life Vest				
2	Co-Pilot Life Vest				
3	Pax Life Vest				
4	Pax Life Vest				
5	Pax Life Vest				
6	Pax Life Vest				
7	Pax Life Vest				
8	Pax Life Vest				
9	Pax Life Vest				
10	Pax Life Vest				
11	Pax Life Vest				
12	Pax Life Vest				
13	Firt Aid Kit				
14	Crash Axe Installed				
15	Fire Extinguisher				
16	Life Raft (If Installed)				
17	Survival Kit (If Installed)				
<b>OTHERS</b>					



## Additional Work Sheet Inspection Doc. 06 & Add Task

Aircraft Registration: **PK-SNH**

WO# Nr: WO/057-SNH/VIII/2022

## Parts Used Sheet

### Special Tool Used

[illegible]



## Additional Work Sheet Inspection Doc. 06 & Add Task

Aircraft Registration: **PK-SNH**

WO# Nr: WO/057/ SNH/VIII/2022

## Parts Used Sheet

Part Used

[illegible]