



PT. SMART CAKRAWALA AVIATION

WORK ORDER

Form: SCA/MTC/030

Subject : 15FH/7D Inspection	No.	WO/220-SNX/X/2022
		2 OCT 2022
	A/C Reg.	PK-SNX EC130T2-8829
Reference : MP EC 130 T2 Rev. 02	Prepared By	TS
	Checked By	CI
	Approved By	TM
To : Engineer In Charge		
Description : 1. Perform 15 Hours / 7 Days Inspection 2. Make an entry in Maintenance Log. 3. Return the Completed Work Order and Form to PPC. #If any finding, please close the routine card, and transferred to inspection card.		
Additional Work : 		
Compliance Statement	Sign & Date Company Lic. No.: (Engineer In Charge)	Signature (Technical Manager)

AIRCRAFT CHECK WORK SUMMARY
(Form: SCA/MTC/051)


DATE OF ISSUED	JOWO #	TYPE OF MAINTENANCE	DATE OF ACCOMPLISHED	
27 Sept 2022	WO/219-SNX/IX/2022	INSP. 150FH/12M		
AIRCRAFT DATA				
A/C Type	Mfg. Serial Number	A/C Registration		
EC 130 T2	8829	PK-SNX		
Subject	Pos #	Serial Number (SN)	TTSN/TCSN	
Engine	#1	53467		
	#2	-		
Propeller/Rotor	#1			
	#2	-		
Landing Gear	NLG	-		
	LH MLG	-		
	RH MLG	-		
PACKAGE COVERED				
No	Subject	Qty	Remark	
1	Non-Routine Card	-		
2	Inspection Card	1		
3	Work Order	1		
4	Summary Inspection List	1		
5	Material and Tool List	-		
6	Escalation form	-		
7	CRS (SMI / Unscheduled Maintenance)	1		
INSPECTION CARD (IC) LIST (Finding during maintenance)				
No	Taskcard Ref	Subject	Status	Name/ Sign & Stamp
			Open Close	
<u>IC-001</u>				
<u>IC-002</u>				
<u>IC-003</u>				


Prepared by :
Technical Support

Checked by :
Chief Maintenance

Verified by :
Chief Inspector

Approved by :
Technical Manager


Hani


Dodit


Yanuar



Istiono



SUMMARY INSPECTION ITEMS
(Form: SCA/MTC/050)

WO Ref: WO/220-SNX/X/2022

NO.	TASK CARD NO.	DESCRIPTION	DATE	EST MHR	NAME	STAMP
1	APP-C08	15FH EC130T2				
2	CHAPTER 16	15FH/7DAYS INSPECTION				

	INSPECTION CARD (Form: SCA/MTC/ 048)	TECHNICAL DEPARTMENT
---	---	-------------------------

1. CARD #	2. JO/WO #	3. ORIGINATOR	4. CARD REF	5. DATE
6. A/C REG/MSN	7. A/C TYPE	8. TRADE	12. VENDOR ORDER #	
9. ZONE	10. STA	11. MTC TYPE		

13. DESCRIPTION/DEFECT-IF FINDING OF CPCP INSPECTION, PLEASE COMPLETE SET. 20	14 PPC/ENG	15 DATE

16. CORRECTIVE ACTION	17 MECH	18 ENG. LIC	19 DATE
Performed at A/C TT : A/C TC /LDG :			

20. CORROSION INFORMATION					
LOCATION	CAUSE OF DAMAGE				
	<input type="checkbox"/> Environment				
	<input type="checkbox"/> Internal Leakage				
CORROSION <input type="checkbox"/> Isolated <input type="checkbox"/> Widespread	<input type="checkbox"/> Chemical Spill				
CORROSION LVL <input type="checkbox"/> 1 <input type="checkbox"/> 2 <input type="checkbox"/> 3	<input type="checkbox"/> LAV/Galley Spill				
PROPOSED ACTION <input type="checkbox"/> Doublers	<input type="checkbox"/> Blocked Drain				
<input type="checkbox"/> Others	<input type="checkbox"/> Wet Insulation Blanket				
	<input type="checkbox"/> Other				

21. If the defect is RII, Please Sign this card finally by RII Inspector	INSP	DATE
NOTICE OF INSPECTOR		

22. PARTS REQUIRED						
PART DESCRIPTION	PART NO	QTY	SERIAL NO		STATUS	
			ON	OFF	CLOSE	OPEN

23. TOOLS REQUIRED			
DESCRIPTION	PART NO. / MODEL	NEXT CALIBRATION DATE	STATUS



PT. SMART CAKRAWALA AVIATION

CERTIFICATE RETURN TO SERVICE

SCHEDULED MAINTENANCE INSPECTION (CRS-SMI)

A/C TYPE : EC 130 T2	TTSN :
A/C REG : PK-SNX	TCSN :
MSN : 8829	DATE :

TYPE OF INSPECTION	: 15 HOURS/7 D INSPECTION
DUE AT	: 765:00 FH / 8 OCT 2022
REF	: MP EC 130 T2 REV. 02

EXCEPTION

AUTHORIZED PERSON

I hereby certify that this aircraft has been maintained accordance with CASR and Maintenance Program.
Aircraft safe and airworthy for flight

NAME	CAT	AMEL/OTR NO	SIGN&STAMP	DATE
	AIRFRAME & POWER PLANT			
	EIRA			

THE NEXT DUE TYPE OF INSPECTION :

DUE AT :

Form: SCA/MTC/049



MAINTENANCE PROGRAM AIRBUS HELICOPTERS EC 130 T2

Appendix C08 – Specific Periodic Inspection 15 FH

Reg. Mark	: PK - SNX	Date	: _____
MSN	: 8829	Station	: _____
TSN / CSN	: _____	WO No.	: WO/220-SNX/X/2022

ITEM CODE NO.	CHAPTER	TASK	ENGINEER'S SIGNATURE, STAMP & DATE
62/11/00 /000/000 /065	62-11	Main rotor blade Sand-laden and/or dust-laden atmosphere Check for erosion. In the event of intensive operation in heavily sand-laden areas, all the necessary measures should be taken to ensure optimum operation of the aircraft. GVI AMM 62-11-00, 6-1	
*** End of Appendix C08 Items ***			

PERSONNEL PARTICIPATING IN THIS INSPECTION			
NAME	POSITION	SIGNATURE	LICENSE NUMBER

RETURN TO SERVICE	
<p>The work recorded above has been carried out in accordance with the requirements of the Civil Aviation Safety Regulation for the time being in force and in that respect the aircraft is consider fit for Release to Service.</p>	
Name : _____	Stamp : _____
Signature : _____	Place/Date : _____

MAINTENANCE PROGRAM

AIRBUS HELICOPTERS EC 130 T2

Chapter 16 – Arriel 2D 15FH // 7D Inspection

Reg. Mark	: PK - SNX	Date	:
MSN	: 8829	Station	:
TSN / CSN	:	WO No.	: WO/220-SNX/X/2022

ITEM CODE NO.	CHAPTER	TASK	ENGINEER'S SIGNATURE, STAMP & DATE
N/A	N/A	Record the corrective maintenance operations performed in the engine log book, if any.	
N/A	N/A	Make sure that the automatic cycle counting is correct. EMM 05-10-02-200-801	
N/A	N/A	In the engine log book, record the total number of C1 and C2 cycles consumed as counted by the EECU. EMM 05-10-02-200-801	
N/A	N/A	Visually examine the engine and the engine floor for leakage.	
N/A	N/A	Visually examine the engine attachments and fire protections for signs of impact or deterioration. Refer to Helicopter Manual Note: Fire protections of shut off valve and HMU	
N/A	N/A	Record the values from the creep damage counter in the engine logbook. EMM 05-15-00-200-801	
N/A	N/A	Record in the engine logbook the accumulation of flying hours. EMM 05-10-02-200-801	
N/A	N/A	Check that the HP gas generator rotates freely (no abnormal noises) and visually check that the engine is in good condition. Note: Manually or during a dry crank cycle	
N/A	N/A	Manually check that the power turbine rotates freely (no abnormal noises). EMM 05-10-02-200-801	

MAINTENANCE PROGRAM AIRBUS HELICOPTERS EC 130 T2

Chapter 16 – Arriel 2D 15FH // 7D Inspection

ITEM CODE NO.	CHAPTER	TASK	ENGINEER'S SIGNATURE, STAMP & DATE
N/A	N/A	Inspection of oil level in tank and top up if required. Refer to Helicopter Manual Note: Within 15 minutes following engine shut-down.	
N/A	N/A	Make sure that there are no foreign objects: examine near the air intakes and the exhaust zone. Install the blanks.	
*** End of Arriel 2D 15FH // 7D Inspection Items ***			

PERSONNEL PARTICIPATING IN THIS INSPECTION			
NAME	POSITION	SIGNATURE	LICENSE NUMBER

RETURN TO SERVICE

The work recorded above has been carried out in accordance with the requirements of the Civil Aviation Safety Regulation for the time being in force and in that respect the aircraft is considered fit for Release to Service.

Name : _____ Stamp : _____
Signature : _____ Place/Date : _____

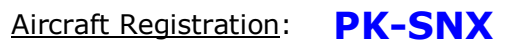


EMERGENCY EQUIPMENT LIST INSPECTION & MONITOR

**PT. SMART CAKRAWALA
AVIATION
DEPARTMENT TEKNIK
Form: SCA/MTC/023**

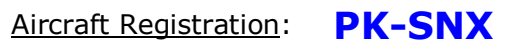
DATE :	A/C REG : PK-SNX
A/C TYPE : EC130T2	CHECKER : SIGN:

No.	Description	P/N	S/N	Next Insp.	Remarks
1	Pilot Life Vest				
2	Co-Pilot Life Vest				
3	Pax Life Vest				
4	Pax Life Vest				
5	Pax Life Vest				
6	Pax Life Vest				
7	Pax Life Vest				
8	Pax Life Vest				
9	Pax Life Vest				
10	Pax Life Vest				
11	Pax Life Vest				
12	Pax Life Vest				
13	Firt Aid Kit				
14	Crash Axe Installed				
15	Fire Extinguisher				
16	Life Raft (If Installed)				
17	Survival Kit (If Installed)				
OTHERS					



Parts Used Sheet

[illegible][illegible]



Parts Used Sheet

[illegible]